



Alabama's Opioid Crisis


How the opioid epidemic has continued to impact the people of Alabama

STATE FACTS



1,123 DEATHS

were attributed to a drug overdose between June 2020 and 2021.¹



A 22% INCREASE

in overdose deaths was reported between June 2019 and 2021.²



97.5 OPIOID PRESCRIPTIONS

were written for every 100 persons in Alabama in 2018.³

NATIONAL DATA



3.75 MILLION

or 9.2% of patients go on to long-term opioid use after a low-risk surgery (e.g. inguinal hernia repair, knee arthroscopy.)⁴



80 PILLS

is the average amount of opioids that patients receive after orthopedic surgery whether they need them or not.⁵



9.7 MILLION

people misused prescription pain relievers in 2019.⁶

OVER 101,000 DEATHS

from a drug-related overdose were reported in one year's time ending in June 2021. This is the highest number of overdose deaths ever recorded in a 12-month period.⁷

OVER 76,000 PEOPLE

died of an opioid overdose between June 2020 and 2021 — **49% more** people than the estimated number of motor-vehicle fatalities in 2021.^{8,9}

1. Ahmad FB, Rossen LM, Sutton P. (2021) Provisional drug overdose death counts. National Center for Health Statistics. <https://www.cdc.gov/nchs/nvss/vsrr/drug-overdose-data.htm>

2. See footnote 1

3. National Institute on Drug Abuse. (2020). Alabama: Opioid-Involved Deaths and Related Harms. NIDA. <https://www.drugabuse.gov/drug-topics/opioids/opioid-summaries-by-state/alabama-opioid-involved-deaths-related-harms>

4. Hah, J. M., Bateman, B. T., Ratliff, J., Curtin, C., & Sun, E. (2017). Chronic Opioid Use After Surgery: Implications for Perioperative Management in the Face of the Opioid Epidemic. *Anesthesia and Analgesia*, 125(5), 1733–1740. <https://doi.org/10.1213/ANE.0000000000002458>

5. Bicket M, et al. "Prescription opioid oversupply following orthopedic surgery: A prospective cohort study." American Pain Society annual scientific meeting 2017. [https://www.jpain.org/article/S1526-5900\(17\)30157-8/pdf](https://www.jpain.org/article/S1526-5900(17)30157-8/pdf).

6. Substance Abuse and Mental Health Services Administration. (2020). Key substance use and mental health indicators in the United States: Results from the 2019 National Survey on Drug Use and Health. HHS Publication No. PEP20-07-01-001, NSDUH Series H-55. <https://www.samhsa.gov/data/sites/default/files/reports/rpt29393/2019NSDUHFRRPDFWHTML/2019NSDUHFRR1PDFW090120.pdf>

7. See footnote 1

8. See footnote 1

9. National Safety Council. (2021). *Preliminary Monthly Estimate*. Injury Facts. <https://injuryfacts.nsc.org/motor-vehicle/overview/preliminary-monthly-estimates/>



Alaska's Opioid Crisis

*How the opioid epidemic has continued
to impact the people of Alaska*

STATE FACTS



149 DEATHS

or 78% of total overdose deaths involved opioids between June 2020 and 2021.¹



A 64% INCREASE

in opioid overdose deaths was reported between June 2019 and 2021.²



44.9 OPIOID PRESCRIPTIONS

were written for every 100 persons in Alaska in 2018.³



\$3,386 PER CAPITA

was spent on opioid use disorder overdoses in 2017 - 8% more than the national rate.⁴

NATIONAL DATA



3.75 MILLION

or 9.2% of patients go on to long-term opioid use after a low-risk surgery (e.g. inguinal hernia repair, knee arthroscopy.)⁵



80 PILLS

is the average amount of opioids that patients receive after orthopedic surgery whether they need them or not.⁶



9.7 MILLION

people misused prescription pain relievers in 2019.⁷

OVER 101,000 DEATHS

from a drug-related overdose were reported in one year's time ending in June 2021. This is the highest number of overdose deaths ever recorded in a 12-month period.⁸

OVER 76,000 PEOPLE

died of an opioid overdose between June 2020 and 2021 — **49% more** people than the estimated number of motor-vehicle fatalities in 2021.^{9,10}

1. Ahmad FB, Rossen LM, Sutton P. (2021) Provisional drug overdose death counts. National Center for Health Statistics. <https://www.cdc.gov/nchs/nvss/vsrr/drug-overdose-data.htm>

2. See footnote 1

3. National Institute on Drug Abuse. (2020). Alaska Opioid-Involved Deaths and Related Harms. NIDA. <https://www.drugabuse.gov/drug-topics/opioids/opioid-summaries-by-state/alaska-opioid-involved-deaths-related-harms>

4. Economic Cost of Opioid Use Disorder and Fatal Overdose, 2017 (2020). Centers for Disease Control and Prevention. <https://wisqars-viz.cdc.gov:9002/>

5. Hah, J. M., Bateman, B. T., Ratliff, J., Curtin, C., & Sun, E. (2017). Chronic Opioid Use After Surgery: Implications for Perioperative Management in the Face of the Opioid Epidemic. *Anesthesia and Analgesia*, 125(5), 1733–1740. <https://doi.org/10.1213/ANE.0000000000002458>

6. Bicket M, et al. "Prescription opioid oversupply following orthopedic surgery: A prospective cohort study." American Pain Society annual scientific meeting 2017. [https://www.jpain.org/article/S1526-5900\(17\)30157-8/pdf](https://www.jpain.org/article/S1526-5900(17)30157-8/pdf).

7. Substance Abuse and Mental Health Services Administration. (2020). Key substance use and mental health indicators in the United States: Results from the 2019 National Survey on Drug Use and Health. HHS Publication No. PE20-07-01-001, NSDUH Series H-55. <https://www.samhsa.gov/data/sites/default/files/reports/rpt29393/2019NSDUHFRPDFWHTM/2019NSDUHFR1PDFW090120.pdf>

8. See footnote 1

9. See footnote 1

10. National Safety Council. (2021). Preliminary Monthly Estimate. Injury Facts. <https://injuryfacts.nsc.org/motor-vehicle/overview/preliminary-monthly-estimates/>



Arizona's Opioid Crisis

How the opioid epidemic has continued to impact the people of Arizona

STATE FACTS



2,016 DEATHS

or 73% of total overdose deaths involved opioids between June 2020 and 2021.¹



A 19% INCREASE

in opioid overdose deaths was reported between June 2019 and 2021.²



50.7 OPIOID PRESCRIPTIONS

were written for every 100 persons in Arizona in 2018.³



\$3,104 PER CAPITA

was spent on opioid use disorder overdoses in 2017.⁴

NATIONAL DATA



3.75 MILLION

or 9.2% of patients go on to long-term opioid use after a low-risk surgery (e.g. inguinal hernia repair, knee arthroscopy.)⁵



80 PILLS

is the average amount of opioids that patients receive after orthopedic surgery whether they need them or not.⁶



9.7 MILLION

people misused prescription pain relievers in 2019.⁷

OVER 101,000 DEATHS

from a drug-related overdose were reported in one year's time ending in June 2021. This is the highest number of overdose deaths ever recorded in a 12-month period.⁸

OVER 76,000 PEOPLE

died of an opioid overdose between June 2020 and 2021 — **49% more** people than the estimated number of motor-vehicle fatalities in 2021.^{9,10}

1. Ahmad FB, Rossen LM, Sutton P. (2021) Provisional drug overdose death counts. National Center for Health Statistics. <https://www.cdc.gov/nchs/nvss/vsrr/drug-overdose-data.htm>

2. See footnote 1

3. National Institute on Drug Abuse. (2020). Arizona Opioid-Involved Deaths and Related Harms. NIDA. <https://www.drugabuse.gov/drug-topics/opioids/opioid-summaries-by-state/arizona-opioid-involved-deaths-related-harms>

4. Economic Cost of Opioid Use Disorder and Fatal Overdose, 2017 (2020). Centers for Disease Control and Prevention. <https://wisqars-viz.cdc.gov:9002/>

5. Hah, J. M., Bateman, B. T., Ratliff, J., Curtin, C., & Sun, E. (2017). Chronic Opioid Use After Surgery: Implications for Perioperative Management in the Face of the Opioid Epidemic. *Anesthesia and Analgesia*, 125(5), 1733–1740. <https://doi.org/10.1213/ANE.0000000000002458>

6. Bicket M, et al. "Prescription opioid oversupply following orthopedic surgery: A prospective cohort study." American Pain Society annual scientific meeting 2017. [https://www.jpain.org/article/S1526-5900\(17\)30157-8/pdf](https://www.jpain.org/article/S1526-5900(17)30157-8/pdf).

7. Substance Abuse and Mental Health Services Administration. (2020). Key substance use and mental health indicators in the United States: Results from the 2019 National Survey on Drug Use and Health. HHS Publication No. PEP20-07-01-001, NSDUH Series H-55. <https://www.samhsa.gov/data/sites/default/files/reports/rpt29393/2019NSDUHFRPDFWHTM/2019NSDUHFR1PDFW090120.pdf>

8. See footnote 1

9. See footnote 1

10. National Safety Council. (2021). Preliminary Monthly Estimate. Injury Facts. <https://injuryfacts.nsc.org/motor-vehicle/overview/preliminary-monthly-estimates/>



Arkansas' Opioid Crisis


How the opioid epidemic has continued to impact the people of Arkansas

STATE FACTS



563 DEATHS

were attributed to a drug overdose between June 2020 and 2021.¹



A 29% INCREASE

in overdose deaths was reported between June 2019 and 2021.²



93.5 OPIOID PRESCRIPTIONS

were written for every 100 persons in Arkansas in 2018.³

NATIONAL DATA



3.75 MILLION

or 9.2% of patients go on to long-term opioid use after a low-risk surgery (e.g. inguinal hernia repair, knee arthroscopy.)⁴



80 PILLS

is the average amount of opioids that patients receive after orthopedic surgery whether they need them or not.⁵



9.7 MILLION

people misused prescription pain relievers in 2019.⁶

OVER 101,000 DEATHS

from a drug-related overdose were reported in one year's time ending in June 2021. This is the highest number of overdose deaths ever recorded in a 12-month period.⁷

OVER 76,000 PEOPLE

died of an opioid overdose between June 2020 and 2021 — **49% more** people than the estimated number of motor-vehicle fatalities in 2021.^{8,9}

1. Ahmad FB, Rossen LM, Sutton P. (2021) Provisional drug overdose death counts. National Center for Health Statistics. <https://www.cdc.gov/nchs/nvss/vsrr/drug-overdose-data.htm>

2. See footnote 1

3. National Institute on Drug Abuse. (2020). Arkansas: Opioid-Involved Deaths and Related Harms. NIDA. <https://www.drugabuse.gov/drug-topics/opioids/opioid-summaries-by-state/arkansas-opioid-involved-deaths-related-harms>

4. Hah, J. M., Bateman, B. T., Ratliff, J., Curtin, C., & Sun, E. (2017). Chronic Opioid Use After Surgery: Implications for Perioperative Management in the Face of the Opioid Epidemic. *Anesthesia and Analgesia*, 125(5), 1733–1740. <https://doi.org/10.1213/ANE.0000000000002458>

5. Bicket M, et al. "Prescription opioid oversupply following orthopedic surgery: A prospective cohort study." American Pain Society annual scientific meeting 2017. [https://www.jpain.org/article/S1526-5900\(17\)30157-8/pdf](https://www.jpain.org/article/S1526-5900(17)30157-8/pdf).

6. Substance Abuse and Mental Health Services Administration. (2020). Key substance use and mental health indicators in the United States: Results from the 2019 National Survey on Drug Use and Health. HHS Publication No. PEP20-07-01-001, NSDUH Series H-55. <https://www.samhsa.gov/data/sites/default/files/reports/rpt29393/2019NSDUHFFR1PDFWHTML/2019NSDUHFFR1PDFW090120.pdf>

7. See footnote 1

8. See footnote 1

9. National Safety Council. (2021). *Preliminary Monthly Estimate*. Injury Facts. <https://injuryfacts.nsc.org/motor-vehicle/overview/preliminary-monthly-estimates/>



California's Opioid Crisis

*How the opioid epidemic has continued
to impact the people of California*

STATE FACTS



7,226 DEATHS

or 65% of total overdose deaths involved opioids between June 2020 and 2021.¹



A 62% INCREASE

in opioid overdose deaths was reported between June 2019 and 2021.²



**35.1 OPIOID
PRESCRIPTIONS**

were written for every 100 persons in California in 2018.³



\$1,566 PER CAPITA

was spent on opioid use disorder overdoses in 2017.⁴

NATIONAL DATA



3.75 MILLION

or 9.2% of patients go on to long-term opioid use after a low-risk surgery (e.g. inguinal hernia repair, knee arthroscopy.)⁵



80 PILLS

is the average amount of opioids that patients receive after orthopedic surgery whether they need them or not.⁶



9.7 MILLION

people misused prescription pain relievers in 2019.⁷

OVER 101,000 DEATHS

from a drug-related overdose were reported in one year's time ending in June 2021. This is the highest number of overdose deaths ever recorded in a 12-month period.⁸

OVER 76,000 PEOPLE

died of an opioid overdose between June 2020 and 2021 — **49% more** people than the estimated number of motor-vehicle fatalities in 2021.^{9,10}

1. Ahmad FB, Rossen LM, Sutton P. (2021) Provisional drug overdose death counts. National Center for Health Statistics. <https://www.cdc.gov/nchs/nvss/vsrr/drug-overdose-data.htm>

2. See footnote 1

3. National Institute on Drug Abuse. (2020). California Opioid-Involved Deaths and Related Harms. NIDA. <https://www.drugabuse.gov/drug-topics/opioids/opioid-summaries-by-state/california-opioid-involved-deaths-related-harms>

4. Economic Cost of Opioid Use Disorder and Fatal Overdose, 2017 (2020). Centers for Disease Control and Prevention. <https://wisqars-viz.cdc.gov:9002/>

5. Hah, J. M., Bateman, B. T., Ratliff, J., Curtin, C., & Sun, E. (2017). Chronic Opioid Use After Surgery: Implications for Perioperative Management in the Face of the Opioid Epidemic. *Anesthesia and Analgesia*, 125(5), 1733–1740. <https://doi.org/10.1213/ANE.0000000000002458>


6. Bicket M, et al. "Prescription opioid oversupply following orthopedic surgery: A prospective cohort study." American Pain Society annual scientific meeting 2017. [https://www.jpain.org/article/S1526-5900\(17\)30157-8/pdf](https://www.jpain.org/article/S1526-5900(17)30157-8/pdf).

7. Substance Abuse and Mental Health Services Administration. (2020). Key substance use and mental health indicators in the United States: Results from the 2019 National Survey on Drug Use and Health. HHS Publication No. PEP20-07-01-001, NSDUH Series H-55. <https://www.samhsa.gov/data/sites/default/files/reports/rpt29393/2019NSDUHFRPDFWHTML/2019NSDUHFR1PDFW090120.pdf>

8. See footnote 1

9. See footnote 1

10. National Safety Council. (2021). Preliminary Monthly Estimate. Injury Facts. <https://injuryfacts.nsc.org/motor-vehicle/overview/preliminary-monthly-estimates/>



Colorado's Opioid Crisis

*How the opioid epidemic has continued
to impact the people of Colorado*

STATE FACTS



1,139 DEATHS

or 65% of total overdose deaths involved opioids between June 2020 and 2021.¹



A 36% INCREASE

in opioid overdose deaths was reported between June 2019 and 2021.²



45.1 OPIOID PRESCRIPTIONS

were written for every 100 persons in Colorado in 2018.³



\$2,571 PER CAPITA

was spent on opioid use disorder overdoses in 2017.⁴

NATIONAL DATA



3.75 MILLION

or 9.2% of patients go on to long-term opioid use after a low-risk surgery (e.g. inguinal hernia repair, knee arthroscopy.)⁵



80 PILLS

is the average amount of opioids that patients receive after orthopedic surgery whether they need them or not.⁶



9.7 MILLION

people misused prescription pain relievers in 2019.⁷

OVER 101,000 DEATHS

from a drug-related overdose were reported in one year's time ending in June 2021. This is the highest number of overdose deaths ever recorded in a 12-month period.⁸

OVER 76,000 PEOPLE

died of an opioid overdose between June 2020 and 2021 — **49% more** people than the estimated number of motor-vehicle fatalities in 2021^{9,10}

1. Ahmad FB, Rossen LM, Sutton P. (2021) Provisional drug overdose death counts. National Center for Health Statistics. <https://www.cdc.gov/nchs/nvss/vsrr/drug-overdose-data.htm>

2. See footnote 1

3. National Institute on Drug Abuse. (2020). Colorado Opioid-Involved Deaths and Related Harms. NIDA. <https://www.drugabuse.gov/drug-topics/opioids/opioid-summaries-by-state/colorado-opioid-involved-deaths-related-harms>

4. Economic Cost of Opioid Use Disorder and Fatal Overdose, 2017 (2020). Centers for Disease Control and Prevention. <https://wisqars-viz.cdc.gov:9002/>

5. Hah, J. M., Bateman, B. T., Ratliff, J., Curtin, C., & Sun, E. (2017). Chronic Opioid Use After Surgery: Implications for Perioperative Management in the Face of the Opioid Epidemic. *Anesthesia and Analgesia*, 125(5), 1733–1740. <https://doi.org/10.1213/ANE.0000000000002458>

6. Bicket M, et al. "Prescription opioid oversupply following orthopedic surgery: A prospective cohort study." American Pain Society annual scientific meeting 2017. [https://www.jpain.org/article/S1526-5900\(17\)30157-8/pdf](https://www.jpain.org/article/S1526-5900(17)30157-8/pdf).

7. Substance Abuse and Mental Health Services Administration. (2020). Key substance use and mental health indicators in the United States: Results from the 2019 National Survey on Drug Use and Health. HHS Publication No. PEP20-07-01-001, NSDUH Series H-55. <https://www.samhsa.gov/data/sites/default/files/reports/rpt29393/2019NSDUHFRPDFWHTML/2019NSDUHFR1PDFW090120.pdf>

8. See footnote 1

9. See footnote 1

10. National Safety Council. (2021). Preliminary Monthly Estimate. Injury Facts. <https://injuryfacts.nsc.org/motor-vehicle/overview/preliminary-monthly-estimates/>



Connecticut's Opioid Crisis

*How the opioid epidemic has continued
to impact the people of Connecticut*

STATE FACTS



1,300 DEATHS

or 90% of total overdose deaths involved opioids between June 2020 and 2021.¹



A 5% INCREASE

in opioid overdose deaths was reported between June 2019 and 2021.²



43 OPIOID PRESCRIPTIONS

were written for every 100 persons in Connecticut in 2018.³



\$4,800 PER CAPITA

was spent on opioid use disorder overdoses in 2017 - 53% more than the national rate.⁴

NATIONAL DATA



3.75 MILLION

or 9.2% of patients go on to long-term opioid use after a low-risk surgery (e.g. inguinal hernia repair, knee arthroscopy.)⁵



80 PILLS

is the average amount of opioids that patients receive after orthopedic surgery whether they need them or not.⁶



9.7 MILLION

people misused prescription pain relievers in 2019.⁷

OVER 101,000 DEATHS

from a drug-related overdose were reported in one year's time ending in June 2021. This is the highest number of overdose deaths ever recorded in a 12-month period.⁸

OVER 76,000 PEOPLE

died of an opioid overdose between June 2020 and 2021 — **49% more** people than the estimated number of motor-vehicle fatalities in 2021.^{9,10}

1. Ahmad FB, Rossen LM, Sutton P. (2021) Provisional drug overdose death counts. National Center for Health Statistics. <https://www.cdc.gov/nchs/nvss/vsrr/drug-overdose-data.htm>

2. See footnote 1

3. National Institute on Drug Abuse. (2020). Connecticut Opioid-Involved Deaths and Related Harms. NIDA. <https://www.drugabuse.gov/drug-topics/opioids/opioid-summaries-by-state/connecticut-opioid-involved-deaths-related-harms>

4. Economic Cost of Opioid Use Disorder and Fatal Overdose, 2017 (2020). Centers for Disease Control and Prevention. <https://wisqars-viz.cdc.gov:9002/>

5. Hah, J. M., Bateman, B. T., Ratliff, J., Curtin, C., & Sun, E. (2017). Chronic Opioid Use After Surgery: Implications for Perioperative Management in the Face of the Opioid Epidemic. *Anesthesia and Analgesia*, 125(5), 1733–1740. <https://doi.org/10.1213/ANE.0000000000002458>

6. Bicket M, et al. "Prescription opioid oversupply following orthopedic surgery: A prospective cohort study." American Pain Society annual scientific meeting 2017. [https://www.jpain.org/article/S1526-5900\(17\)30157-8/pdf](https://www.jpain.org/article/S1526-5900(17)30157-8/pdf).

7. Substance Abuse and Mental Health Services Administration. (2020). Key substance use and mental health indicators in the United States: Results from the 2019 National Survey on Drug Use and Health. HHS Publication No. PEP20-07-01-001, NSDUH Series H-55. <https://www.samhsa.gov/data/sites/default/files/reports/rpt29393/2019NSDUHFRPDFWHTML/2019NSDUHFR1PDFW090120.pdf>

8. See footnote 1

9. See footnote 1

10. National Safety Council. (2021). Preliminary Monthly Estimate. Injury Facts. <https://injuryfacts.nsc.org/motor-vehicle/overview/preliminary-monthly-estimates/>



Delaware's Opioid Crisis


How the opioid epidemic has continued to impact the people of Delaware

STATE FACTS



415 DEATHS

were attributed to an opioid overdose between June 2020 and 2021.¹



91% OF TOTAL OVERDOSES

involved opioids between June 2020 and 2021.²



60.6 OPIOID PRESCRIPTIONS

were written for every 100 persons in Delaware in 2018.³

NATIONAL DATA



3.75 MILLION

or 9.2% of patients go on to long-term opioid use after a low-risk surgery (e.g. inguinal hernia repair, knee arthroscopy.)⁴



80 PILLS

is the average amount of opioids that patients receive after orthopedic surgery whether they need them or not.⁵



9.7 MILLION

people misused prescription pain relievers in 2019.⁶

OVER 101,000 DEATHS

from a drug-related overdose were reported in one year's time ending in June 2021. This is the highest number of overdose deaths ever recorded in a 12-month period.⁷

OVER 76,000 PEOPLE

died of an opioid overdose between June 2020 and 2021 — **49% more** people than the estimated number of motor-vehicle fatalities in 2021.^{8,9}

1. Ahmad FB, Rossen LM, Sutton P. (2021) Provisional drug overdose death counts. National Center for Health Statistics. <https://www.cdc.gov/nchs/nvss/vsrr/drug-overdose-data.htm>

2. See footnote 1

3. National Institute on Drug Abuse. (2020). Delaware: Opioid-Involved Deaths and Related Harms. NIDA. <https://www.drugabuse.gov/drug-topics/opioids/opioid-summaries-by-state/delaware-opioid-involved-deaths-related-harms>

4. Hah, J. M., Bateman, B. T., Ratliff, J., Curtin, C., & Sun, E. (2017). Chronic Opioid Use After Surgery: Implications for Perioperative Management in the Face of the Opioid Epidemic. *Anesthesia and Analgesia*, 125(5), 1733–1740.

<https://doi.org/10.1213/ANE.0000000000002458>

5. Bicket M, et al. "Prescription opioid oversupply following orthopedic surgery: A prospective cohort study." American Pain Society annual scientific meeting 2017. [https://www.jpain.org/article/S1526-5900\(17\)30157-8/pdf](https://www.jpain.org/article/S1526-5900(17)30157-8/pdf).

6. Substance Abuse and Mental Health Services Administration. (2020). Key substance use and mental health indicators in the United States: Results from the 2019 National Survey on Drug Use and Health. HHS Publication No. PEP20-07-01-001, NSDUH Series H-55. <https://www.samhsa.gov/data/sites/default/files/reports/rpt29393/2019NSDUHFRRPDFWHTML/2019NSDUHFRR1PDFW090120.pdf>

7. See footnote 1

8. See footnote 1

9. National Safety Council. (2021). *Preliminary Monthly Estimate*. Injury Facts. <https://injuryfacts.nsc.org/motor-vehicle/overview/preliminary-monthly-estimates/>



Florida's Opioid Crisis

*How the opioid epidemic has continued
to impact the people of Florida*

STATE FACTS



6,094 DEATHS

or 77% of total overdose deaths involved opioids between June 2020 and 2021.¹



A 19% INCREASE

in opioid overdose deaths was reported between June 2019 and 2021.²



**53.7 OPIOID
PRESCRIPTIONS**

were written for every 100 persons in Florida in 2018.³



\$3,262 PER CAPITA

was spent on opioid use disorder overdoses in 2017 - 4% more than the national rate.⁴

NATIONAL DATA



3.75 MILLION

or 9.2% of patients go on to long-term opioid use after a low-risk surgery (e.g. inguinal hernia repair, knee arthroscopy.)⁵



80 PILLS

is the average amount of opioids that patients receive after orthopedic surgery whether they need them or not.⁶



9.7 MILLION

people misused prescription pain relievers in 2019.⁷

OVER 101,000 DEATHS

from a drug-related overdose were reported in one year's time ending in June 2021. This is the highest number of overdose deaths ever recorded in a 12-month period.⁸

OVER 76,000 PEOPLE

died of an opioid overdose between June 2020 and 2021 — **49% more** people than the estimated number of motor-vehicle fatalities in 2021.^{9,10}

1. Ahmad FB, Rossen LM, Sutton P. (2021) Provisional drug overdose death counts. National Center for Health Statistics. <https://www.cdc.gov/nchs/nvss/vsrr/drug-overdose-data.htm>

2. See footnote 1

3. National Institute on Drug Abuse. (2020). Florida Opioid-Involved Deaths and Related Harms. NIDA. <https://www.drugabuse.gov/drug-topics/opioids/opioid-summaries-by-state/florida-opioid-involved-deaths-related-harms>

4. Economic Cost of Opioid Use Disorder and Fatal Overdose, 2017 (2020). Centers for Disease Control and Prevention. <https://wisqars-viz.cdc.gov:9002/>

5. Hah, J. M., Bateman, B. T., Ratliff, J., Curtin, C., & Sun, E. (2017). Chronic Opioid Use After Surgery: Implications for Perioperative Management in the Face of the Opioid Epidemic. *Anesthesia and Analgesia*, 125(5), 1733–1740. <https://doi.org/10.1213/ANE.0000000000002458>

6. Bicket M, et al. "Prescription opioid oversupply following orthopedic surgery: A prospective cohort study." American Pain Society annual scientific meeting 2017. [https://www.jpain.org/article/S1526-5900\(17\)30157-8/pdf](https://www.jpain.org/article/S1526-5900(17)30157-8/pdf).

7. Substance Abuse and Mental Health Services Administration. (2020). Key substance use and mental health indicators in the United States: Results from the 2019 National Survey on Drug Use and Health. HHS Publication No. PEP20-07-01-001, NSDUH Series H-55. <https://www.samhsa.gov/data/sites/default/files/reports/rpt29393/2019NSDUHFRPDFWHTML/2019NSDUHFR1PDFW090120.pdf>

8. Ahmad FB, Rossen LM, Sutton P. (2021) Provisional drug overdose death counts. National Center for Health Statistics. <https://www.cdc.gov/nchs/nvss/vsrr/drug-overdose-data.htm>

9. See footnote 8

10. National Safety Council. (2021). Preliminary Monthly Estimate. Injury Facts. <https://injuryfacts.nsc.org/motor-vehicle/overview/preliminary-monthly-estimates/>



Georgia's Opioid Crisis

How the opioid epidemic has continued to impact the people of Georgia

STATE FACTS



1,522 DEATHS

or 71% of total overdose deaths involved opioids between June 2020 and 2021.¹



A 44% INCREASE

in opioid overdose deaths was reported between June 2019 and 2021.²



63.2 OPIOID PRESCRIPTIONS

were written for every 100 persons in Georgia in 2018.³



\$1,992 PER CAPITA

was spent on opioid use disorder overdoses in 2017.⁴

NATIONAL DATA



3.75 MILLION

or 9.2% of patients go on to long-term opioid use after a low-risk surgery (e.g. inguinal hernia repair, knee arthroscopy.)⁵



80 PILLS

is the average amount of opioids that patients receive after orthopedic surgery whether they need them or not.⁶



9.7 MILLION

people misused prescription pain relievers in 2019.⁷

OVER 101,000 DEATHS

from a drug-related overdose were reported in one year's time ending in June 2021. This is the highest number of overdose deaths ever recorded in a 12-month period.⁸

OVER 76,000 PEOPLE

died of an opioid overdose between June 2020 and 2021 — **49% more** people than the estimated number of motor-vehicle fatalities in 2021.^{9,10}

1. Ahmad FB, Rossen LM, Sutton P. (2021) Provisional drug overdose death counts. National Center for Health Statistics. <https://www.cdc.gov/nchs/nvss/vsrr/drug-overdose-data.htm>

2. See footnote 1

3. National Institute on Drug Abuse. (2020). Georgia Opioid-Involved Deaths and Related Harms. NIDA. <https://www.drugabuse.gov/drug-topics/opioids/opioid-summaries-by-state/georgia-opioid-involved-deaths-related-harms>

4. Economic Cost of Opioid Use Disorder and Fatal Overdose, 2017 (2020). Centers for Disease Control and Prevention. <https://wisqars-viz.cdc.gov:9002/>

5. Hah, J. M., Bateman, B. T., Ratliff, J., Curtin, C., & Sun, E. (2017). Chronic Opioid Use After Surgery: Implications for Perioperative Management in the Face of the Opioid Epidemic. *Anesthesia and Analgesia*, 125(5), 1733–1740. <https://doi.org/10.1213/ANE.0000000000002458>

6. Bicket M, et al. "Prescription opioid oversupply following orthopedic surgery: A prospective cohort study." American Pain Society annual scientific meeting 2017. [https://www.jpain.org/article/S1526-5900\(17\)30157-8/pdf](https://www.jpain.org/article/S1526-5900(17)30157-8/pdf).

7. Substance Abuse and Mental Health Services Administration. (2020). Key substance use and mental health indicators in the United States: Results from the 2019 National Survey on Drug Use and Health. HHS Publication No. PEP20-07-01-001, NSDUH Series H-55. <https://www.samhsa.gov/data/sites/default/files/reports/rpt29393/2019NSDUHFRPDFWHTML/2019NSDUHFR1PDFW090120.pdf>

8. See footnote 1

9. See footnote 1

10. National Safety Council. (2021). Preliminary Monthly Estimate. Injury Facts. <https://injuryfacts.nsc.org/motor-vehicle/overview/preliminary-monthly-estimates/>



Hawaii's Opioid Crisis

How the opioid epidemic has continued to impact the people of Hawaii

STATE FACTS



75 DEATHS

or 29% of total overdose deaths involved opioids between June 2020 and 2021.¹



A 23% INCREASE

in opioid overdose deaths was reported between June 2019 and 2021.²



33.4 OPIOID PRESCRIPTIONS

were written for every 100 persons in Hawaii in 2018.³



\$1,204 PER CAPITA

was spent on opioid use disorder overdoses in 2017.⁴

NATIONAL DATA



3.75 MILLION

or 9.2% of patients go on to long-term opioid use after a low-risk surgery (e.g. inguinal hernia repair, knee arthroscopy.)⁵



80 PILLS

is the average amount of opioids that patients receive after orthopedic surgery whether they need them or not.⁶



9.7 MILLION

people misused prescription pain relievers in 2019.⁷

OVER 101,000 DEATHS

from a drug-related overdose were reported in one year's time ending in June 2021. This is the highest number of overdose deaths ever recorded in a 12-month period.⁸

OVER 76,000 PEOPLE

died of an opioid overdose between June 2020 and 2021 — **49% more** people than the estimated number of motor-vehicle fatalities in 2021.^{9,10}

1. Ahmad FB, Rossen LM, Sutton P. (2021) Provisional drug overdose death counts. National Center for Health Statistics. <https://www.cdc.gov/nchs/nvss/vsrr/drug-overdose-data.htm>

2. See footnote 1

3. National Institute on Drug Abuse. (2020). Hawaii Opioid-Involved Deaths and Related Harms. NIDA. <https://www.drugabuse.gov/drug-topics/opioids/opioid-summaries-by-state/hawaii-opioid-involved-deaths-related-harms>

4. Economic Cost of Opioid Use Disorder and Fatal Overdose, 2017 (2020). Centers for Disease Control and Prevention. <https://wisqars-viz.cdc.gov:9002/>

5. Hah, J. M., Bateman, B. T., Ratliff, J., Curtin, C., & Sun, E. (2017). Chronic Opioid Use After Surgery: Implications for Perioperative Management in the Face of the Opioid Epidemic. *Anesthesia and Analgesia*, 125(5), 1733–1740. <https://doi.org/10.1213/ANE.0000000000002458>

6. Bicket M, et al. "Prescription opioid oversupply following orthopedic surgery: A prospective cohort study." American Pain Society annual scientific meeting 2017. [https://www.jpain.org/article/S1526-5900\(17\)30157-8/pdf](https://www.jpain.org/article/S1526-5900(17)30157-8/pdf).

7. Substance Abuse and Mental Health Services Administration. (2020). Key substance use and mental health indicators in the United States: Results from the 2019 National Survey on Drug Use and Health. HHS Publication No. PE20-07-01-001, NSDUH Series H-55. <https://www.samhsa.gov/data/sites/default/files/reports/rpt29393/2019NSDUHFRPDFWHTML/2019NSDUHFR1PDFW090120.pdf>

8. See footnote 1

9. See footnote 1

10. National Safety Council. (2021). Preliminary Monthly Estimate. Injury Facts. <https://injuryfacts.nsc.org/motor-vehicle/overview/preliminary-monthly-estimates/>



Idaho's Opioid Crisis


How the opioid epidemic has continued to impact the people of Idaho

STATE FACTS



320 DEATHS

were attributed to a drug overdose between June 2020 and 2021.¹



A 26% INCREASE

in overdose deaths was reported between June 2019 and 2021.²



61.9 OPIOID PRESCRIPTIONS

were written for every 100 persons in Idaho in 2018.³

NATIONAL DATA



3.75 MILLION

or 9.2% of patients go on to long-term opioid use after a low-risk surgery (e.g. inguinal hernia repair, knee arthroscopy.)⁴



80 PILLS

is the average amount of opioids that patients receive after orthopedic surgery whether they need them or not.⁵



9.7 MILLION

people misused prescription pain relievers in 2019.⁶

OVER 101,000 DEATHS

from a drug-related overdose were reported in one year's time ending in June 2021. This is the highest number of overdose deaths ever recorded in a 12-month period.⁷

OVER 76,000 PEOPLE

died of an opioid overdose between June 2020 and 2021 — **49% more** people than the estimated number of motor-vehicle fatalities in 2021.^{8,9}

1. Ahmad FB, Rossen LM, Sutton P. (2021) Provisional drug overdose death counts. National Center for Health Statistics. <https://www.cdc.gov/nchs/nvss/vsrr/drug-overdose-data.htm>

2. See footnote 1

3. National Institute on Drug Abuse. (2020). Idaho: Opioid-Involved Deaths and Related Harms. NIDA. <https://www.drugabuse.gov/drug-topics/opioids/opioid-summaries-by-state/idaho-opioid-involved-deaths-related-harms>

4. Hah, J. M., Bateman, B. T., Ratliff, J., Curtin, C., & Sun, E. (2017). Chronic Opioid Use After Surgery: Implications for Perioperative Management in the Face of the Opioid Epidemic. *Anesthesia and Analgesia*, 125(5), 1733–1740. <https://doi.org/10.1213/ANE.0000000000002458>

5. Bicket M, et al. "Prescription opioid oversupply following orthopedic surgery: A prospective cohort study." American Pain Society annual scientific meeting 2017. [https://www.jpain.org/article/S1526-5900\(17\)30157-8/pdf](https://www.jpain.org/article/S1526-5900(17)30157-8/pdf).

6. Substance Abuse and Mental Health Services Administration. (2020). Key substance use and mental health indicators in the United States: Results from the 2019 National Survey on Drug Use and Health. HHS Publication No. PEP20-07-01-001, NSDUH Series H-55. <https://www.samhsa.gov/data/sites/default/files/reports/rpt29393/2019NSDUHFRPDFWHTML/2019NSDUHFR1PDFW090120.pdf>

7. See footnote 1

8. See footnote 1

9. National Safety Council. (2021). *Preliminary Monthly Estimate*. Injury Facts. <https://injuryfacts.nsc.org/motor-vehicle/overview/preliminary-monthly-estimates/>



Illinois' Opioid Crisis

How the opioid epidemic has continued to impact the people of Illinois

STATE FACTS



2,904 DEATHS

or 82% of total overdose deaths involved opioids between June 2020 and 2021.¹



A 3% INCREASE

in opioid overdose deaths was reported between June 2019 and 2021.²



45.2 OPIOID PRESCRIPTIONS

were written for every 100 persons in Illinois in 2018.³



\$3,248 PER CAPITA

was spent on opioid use disorder overdoses in 2017 - 4% more than the national rate.⁴

NATIONAL DATA



3.75 MILLION

or 9.2% of patients go on to long-term opioid use after a low-risk surgery (e.g. inguinal hernia repair, knee arthroscopy.)⁵



80 PILLS

is the average amount of opioids that patients receive after orthopedic surgery whether they need them or not.⁶



9.7 MILLION

people misused prescription pain relievers in 2019.⁷

OVER 101,000 DEATHS

from a drug-related overdose were reported in one year's time ending in June 2020. This is the highest number of overdose deaths ever recorded in a 12-month period.⁸

OVER 76,000 PEOPLE

died of an opioid overdose between June 2020 and 2021 — **49% more** people than the estimated number of motor-vehicle fatalities in 2020.^{9,10}

1. Ahmad FB, Rossen LM, Sutton P. (2021) Provisional drug overdose death counts. National Center for Health Statistics. <https://www.cdc.gov/nchs/nvss/vsrr/drug-overdose-data.htm>

2. See footnote 1

3. National Institute on Drug Abuse. (2020). Illinois Opioid-Involved Deaths and Related Harms. NIDA. <https://www.drugabuse.gov/drug-topics/opioids/opioid-summaries-by-state/illinois-opioid-involved-deaths-related-harms>

4. Economic Cost of Opioid Use Disorder and Fatal Overdose, 2017 (2020). Centers for Disease Control and Prevention. <https://wisqars-viz.cdc.gov:9002/>

5. Hah, J. M., Bateman, B. T., Ratliff, J., Curtin, C., & Sun, E. (2017). Chronic Opioid Use After Surgery: Implications for Perioperative Management in the Face of the Opioid Epidemic. *Anesthesia and Analgesia*, 125(5), 1733–1740. <https://doi.org/10.1213/ANE.0000000000002458>

6. Bicket M, et al. "Prescription opioid oversupply following orthopedic surgery: A prospective cohort study." American Pain Society annual scientific meeting 2017. [https://www.jpain.org/article/S1526-5900\(17\)30157-8/pdf](https://www.jpain.org/article/S1526-5900(17)30157-8/pdf).

7. Substance Abuse and Mental Health Services Administration. (2020). Key substance use and mental health indicators in the United States: Results from the 2019 National Survey on Drug Use and Health. HHS Publication No. PEP20-07-01-001, NSDUH Series H-55. <https://www.samhsa.gov/data/sites/default/files/reports/rpt29393/2019NSDUHFRPDFWHTM/2019NSDUHFR1PDFW090120.pdf>

8. See footnote 1

9. See footnote 1

10. National Safety Council. (2020). Preliminary Monthly Estimate. Injury Facts. <https://injuryfacts.nsc.org/motor-vehicle/overview/preliminary-monthly-estimates/>



Indiana's Opioid Crisis

How the opioid epidemic has continued to impact the people of Indiana

STATE FACTS



1,993 DEATHS

or 80% of total overdose deaths involved opioids between June 2020 and 2021.¹



A 24% INCREASE

in opioid overdose deaths was reported between June 2019 and 2021.²



65.8 OPIOID PRESCRIPTIONS

were written for every 100 persons in Indiana in 2018.³



\$3,895 PER CAPITA

was spent on opioid use disorder overdoses in 2017 - 24% more than the national rate.⁴

NATIONAL DATA



3.75 MILLION

or 9.2% of patients go on to long-term opioid use after a low-risk surgery (e.g. inguinal hernia repair, knee arthroscopy.)⁵



80 PILLS

is the average amount of opioids that patients receive after orthopedic surgery whether they need them or not.⁶



9.7 MILLION

people misused prescription pain relievers in 2019.⁷

OVER 101,000 DEATHS

from a drug-related overdose were reported in one year's time ending in June 2021. This is the highest number of overdose deaths ever recorded in a 12-month period.⁸

OVER 76,000 PEOPLE

died of an opioid overdose between June 2020 and 2021 — **49% more** people than the estimated number of motor-vehicle fatalities in 2021.^{9,10}

1. Ahmad FB, Rossen LM, Sutton P. (2021) Provisional drug overdose death counts. National Center for Health Statistics. <https://www.cdc.gov/nchs/nvss/vsrr/drug-overdose-data.htm>

2. See footnote 1

3. National Institute on Drug Abuse. (2020). Indiana Opioid-Involved Deaths and Related Harms. NIDA. <https://www.drugabuse.gov/drug-topics/opioids/opioid-summaries-by-state/indiana-opioid-involved-deaths-related-harms>

4. Economic Cost of Opioid Use Disorder and Fatal Overdose, 2017 (2020). Centers for Disease Control and Prevention. <https://wisqars-viz.cdc.gov:9002/>

5. Hah, J. M., Bateman, B. T., Ratliff, J., Curtin, C., & Sun, E. (2017). Chronic Opioid Use After Surgery: Implications for Perioperative Management in the Face of the Opioid Epidemic. *Anesthesia and Analgesia*, 125(5), 1733–1740. <https://doi.org/10.1213/ANE.0000000000002458>

6. Bicket M, et al. "Prescription opioid oversupply following orthopedic surgery: A prospective cohort study." American Pain Society annual scientific meeting 2017. [https://www.jpain.org/article/S1526-5900\(17\)30157-8/pdf](https://www.jpain.org/article/S1526-5900(17)30157-8/pdf).

7. Substance Abuse and Mental Health Services Administration. (2020). Key substance use and mental health indicators in the United States: Results from the 2019 National Survey on Drug Use and Health. HHS Publication No. PEP20-07-01-001, NSDUH Series H-55. <https://www.samhsa.gov/data/sites/default/files/reports/rpt29393/2019NSDUHFRPDFWHTML/2019NSDUHFR1PDFW090120.pdf>

8. See footnote 1

9. See footnote 1

10. National Safety Council. (2021). Preliminary Monthly Estimate. Injury Facts. <https://injuryfacts.nsc.org/motor-vehicle/overview/preliminary-monthly-estimates/>

Iowa's Opioid Crisis

How the opioid epidemic has continued to impact the people of Iowa



STATE FACTS



231 DEATHS

or 53% of total overdose deaths involved opioids between June 2020 and 2021.¹



A 18% INCREASE

in opioid overdose deaths was reported between June 2019 and 2021.²



49.3 OPIOID PRESCRIPTIONS

were written for every 100 persons in Iowa in 2018.³



\$1,952 PER CAPITA

was spent on opioid use disorder overdoses in 2017.⁴

NATIONAL DATA



3.75 MILLION

or 9.2% of patients go on to long-term opioid use after a low-risk surgery (e.g. inguinal hernia repair, knee arthroscopy.)⁵



80 PILLS

is the average amount of opioids that patients receive after orthopedic surgery whether they need them or not.⁶



9.7 MILLION

people misused prescription pain relievers in 2019.⁷

OVER 101,000 DEATHS

from a drug-related overdose were reported in one year's time ending in June 2021. This is the highest number of overdose deaths ever recorded in a 12-month period.⁸

OVER 76,000 PEOPLE

died of an opioid overdose between June 2020 and 2021 — **49% more** people than the estimated number of motor-vehicle fatalities in 2021.^{9,10}

1. Ahmad FB, Rossen LM, Sutton P. (2021) Provisional drug overdose death counts. National Center for Health Statistics. <https://www.cdc.gov/nchs/nvss/vsrr/drug-overdose-data.htm>

2. See footnote 1

3. National Institute on Drug Abuse. (2020). Iowa Opioid-Involved Deaths and Related Harms. NIDA. <https://www.drugabuse.gov/drug-topics/opioids/opioid-summaries-by-state/iowa-opioid-involved-deaths-related-harms>

4. Economic Cost of Opioid Use Disorder and Fatal Overdose, 2017 (2020). Centers for Disease Control and Prevention. <https://wisqars-viz.cdc.gov:9002/>

5. Hah, J. M., Bateman, B. T., Ratliff, J., Curtin, C., & Sun, E. (2017). Chronic Opioid Use After Surgery: Implications for Perioperative Management in the Face of the Opioid Epidemic. *Anesthesia and Analgesia*, 125(5), 1733–1740. <https://doi.org/10.1213/ANE.0000000000002458>

6. Bicket M, et al. "Prescription opioid oversupply following orthopedic surgery: A prospective cohort study." American Pain Society annual scientific meeting 2017. [https://www.jpain.org/article/S1526-5900\(17\)30157-8/pdf](https://www.jpain.org/article/S1526-5900(17)30157-8/pdf).

7. Substance Abuse and Mental Health Services Administration. (2020). Key substance use and mental health indicators in the United States: Results from the 2019 National Survey on Drug Use and Health. HHS Publication No. PEP20-07-01-001, NSDUH Series H-55. <https://www.samhsa.gov/data/sites/default/files/reports/rpt29393/2019NSDUHFRPDFWHTML/2019NSDUHFR1PDFW090120.pdf>

8. See footnote 1

9. See footnote 1

10. National Safety Council. (2021). Preliminary Monthly Estimate. Injury Facts. <https://injuryfacts.nsc.org/motor-vehicle/overview/preliminary-monthly-estimates/>



Kansas' Opioid Crisis


How the opioid epidemic has continued to impact the people of Kansas

STATE FACTS



333 DEATHS

or 57% of total overdose deaths involved opioids between June 2020 and 2021.¹



A 63% INCREASE

in overdose deaths was reported between June 2020 and 2021.²



64.3 OPIOID PRESCRIPTIONS

were written for every 100 persons in Kansas in 2018.³

NATIONAL DATA



3.75 MILLION

or 9.2% of patients go on to long-term opioid use after a low-risk surgery (e.g. inguinal hernia repair, knee arthroscopy.)⁴



80 PILLS

is the average amount of opioids that patients receive after orthopedic surgery whether they need them or not.⁵



9.7 MILLION

people misused prescription pain relievers in 2019.⁶

OVER 101,000 DEATHS

from a drug-related overdose were reported in one year's time ending in June 2021. This is the highest number of overdose deaths ever recorded in a 12-month period.⁷

OVER 76,000 PEOPLE

died of an opioid overdose between June 2020 and 2021 — **49% more** people than the estimated number of motor-vehicle fatalities in 2021.^{8,9}

1. Ahmad FB, Rossen LM, Sutton P. (2021) Provisional drug overdose death counts. National Center for Health Statistics. <https://www.cdc.gov/nchs/nvss/vsrr/drug-overdose-data.htm>

2. See footnote 1

3. National Institute on Drug Abuse. (2020). Kansas Opioid-Involved Deaths and Related Harms. NIDA. [drugabuse.gov/drug-topics/opioids/opioid-summaries-by-state/kansas-opioid-involved-deaths-related-harms](https://www.drugabuse.gov/drug-topics/opioids/opioid-summaries-by-state/kansas-opioid-involved-deaths-related-harms)

4. Hah, J. M., Bateman, B. T., Ratliff, J., Curtin, C., & Sun, E. (2017). Chronic Opioid Use After Surgery: Implications for Perioperative Management in the Face of the Opioid Epidemic. *Anesthesia and Analgesia*, 125(5), 1733–1740. <https://doi.org/10.1213/ANE.0000000000002458>

5. Bicket M, et al. "Prescription opioid oversupply following orthopedic surgery: A prospective cohort study." American Pain Society annual scientific meeting 2017. [https://www.jpain.org/article/S1526-5900\(17\)30157-8/pdf](https://www.jpain.org/article/S1526-5900(17)30157-8/pdf).

6. Substance Abuse and Mental Health Services Administration. (2020). Key substance use and mental health indicators in the United States: Results from the 2019 National Survey on Drug Use and Health. HHS Publication No. PEP20-07-01-001, NSDUH Series H-55. <https://www.samhsa.gov/data/sites/default/files/reports/rpt29393/2019NSDUHFRRPDFWHTML/2019NSDUHFRR1PDFW090120.pdf>

7. See footnote 1

8. See footnote 1

9. National Safety Council. (2021). *Preliminary Monthly Estimate*. Injury Facts. <https://injuryfacts.nsc.org/motor-vehicle/overview/preliminary-monthly-estimates/>



Kentucky's Opioid Crisis

*How the opioid epidemic has continued
to impact the people of Kentucky*

STATE FACTS



1,832 DEATHS

or 80% of total overdose deaths involved opioids between June 2020 and 2021.¹



A 36% INCREASE

in opioid overdose deaths was reported between June 2019 and 2021.²



**79.5 OPIOID
PRESCRIPTIONS**

were written for every 100 persons in Kentucky in 2018.³



\$5,491 PER CAPITA

was spent on opioid use disorder overdoses in 2017 - 75% more than the national rate.⁴

NATIONAL DATA



3.75 MILLION

or 9.2% of patients go on to long-term opioid use after a low-risk surgery (e.g. inguinal hernia repair, knee arthroscopy.)⁵



80 PILLS

is the average amount of opioids that patients receive after orthopedic surgery whether they need them or not.⁶



9.7 MILLION

people misused prescription pain relievers in 2019.⁷

OVER 101,000 DEATHS

from a drug-related overdose were reported in one year's time ending in June 2021. This is the highest number of overdose deaths ever recorded in a 12-month period.⁸

OVER 76,000 PEOPLE

died of an opioid overdose between June 2020 and 2021 — **49% more** people than the estimated number of motor-vehicle fatalities in 2021.^{9,10}

1. Ahmad FB, Rossen LM, Sutton P. (2021) Provisional drug overdose death counts. National Center for Health Statistics. <https://www.cdc.gov/nchs/nvss/vsrr/drug-overdose-data.htm>

2. See footnote 1

3. National Institute on Drug Abuse. (2020). Kentucky Opioid-Involved Deaths and Related Harms. NIDA. <https://www.drugabuse.gov/drug-topics/opioids/opioid-summaries-by-state/kentucky-opioid-involved-deaths-related-harms>

4. Economic Cost of Opioid Use Disorder and Fatal Overdose, 2017 (2020). Centers for Disease Control and Prevention. <https://wisqars-viz.cdc.gov:9002/>

5. Hah, J. M., Bateman, B. T., Ratliff, J., Curtin, C., & Sun, E. (2017). Chronic Opioid Use After Surgery: Implications for Perioperative Management in the Face of the Opioid Epidemic. *Anesthesia and Analgesia*, 125(5), 1733–1740. <https://doi.org/10.1213/ANE.0000000000002458>

6. Bicket M, et al. "Prescription opioid oversupply following orthopedic surgery: A prospective cohort study." American Pain Society annual scientific meeting 2017. [https://www.jpain.org/article/S1526-5900\(17\)30157-8/pdf](https://www.jpain.org/article/S1526-5900(17)30157-8/pdf).

7. Substance Abuse and Mental Health Services Administration. (2020). Key substance use and mental health indicators in the United States: Results from the 2019 National Survey on Drug Use and Health. HHS Publication No. PEP20-07-01-001, NSDUH Series H-55. <https://www.samhsa.gov/data/sites/default/files/reports/rpt29393/2019NSDUHFRPDFWHTM/2019NSDUHFR1PDFW090120.pdf>

8. See footnote 1

9. See footnote 1

10. National Safety Council. (2021). Preliminary Monthly Estimate. Injury Facts. <https://injuryfacts.nsc.org/motor-vehicle/overview/preliminary-monthly-estimates/>



Louisiana's Opioid Crisis


How the opioid epidemic has continued to impact the people of Louisiana

STATE FACTS



2,251 DEATHS

were attributed to a drug overdose between June 2020 and 2021.¹



A 37% INCREASE

in overdose deaths was reported between June 2019 and 2021.²



79.4 OPIOID PRESCRIPTIONS

were written for every 100 persons in Louisiana in 2018.³

NATIONAL DATA



3.75 MILLION

or 9.2% of patients go on to long-term opioid use after a low-risk surgery (e.g. inguinal hernia repair, knee arthroscopy.)⁴



80 PILLS

is the average amount of opioids that patients receive after orthopedic surgery whether they need them or not.⁵

Rx

9.7 MILLION

people misused prescription pain relievers in 2019.⁶

OVER 101,000 DEATHS

from a drug-related overdose were reported in one year's time ending in June 2021. This is the highest number of overdose deaths ever recorded in a 12-month period.⁷

OVER 76,000 PEOPLE

died of an opioid overdose between June 2020 and 2021 — **49% more** people than the estimated number of motor-vehicle fatalities in 2021.^{8,9}

1. Ahmad FB, Rossen LM, Sutton P. (2021) Provisional drug overdose death counts. National Center for Health Statistics. <https://www.cdc.gov/nchs/nvss/vsrr/drug-overdose-data.htm>

2. See footnote 1

3. National Institute on Drug Abuse. (2020). Louisiana: Opioid-Involved Deaths and Related Harms. NIDA. <https://www.drugabuse.gov/drug-topics/opioids/opioid-summaries-by-state/louisiana-opioid-involved-deaths-related-harms>

4. Hah, J. M., Bateman, B. T., Ratliff, J., Curtin, C., & Sun, E. (2017). Chronic Opioid Use After Surgery: Implications for Perioperative Management in the Face of the Opioid Epidemic. *Anesthesia and Analgesia*, 125(5), 1733–1740. <https://doi.org/10.1213/ANE.0000000000002458>

5. Bicket M, et al. "Prescription opioid oversupply following orthopedic surgery: A prospective cohort study." American Pain Society annual scientific meeting 2017. [https://www.jpain.org/article/S1526-5900\(17\)30157-8/pdf](https://www.jpain.org/article/S1526-5900(17)30157-8/pdf).

6. Substance Abuse and Mental Health Services Administration. (2020). Key substance use and mental health indicators in the United States: Results from the 2019 National Survey on Drug Use and Health. HHS Publication No. PEP20-07-01-001, NSDUH Series H-55. <https://www.samhsa.gov/data/sites/default/files/reports/rpt29393/2019NSDUHFFR1PDFWHTML/2019NSDUHFFR1PDFW090120.pdf>

7. See footnote 1

8. See footnote 1

9. National Safety Council. (2021). *Preliminary Monthly Estimate*. Injury Facts. <https://injuryfacts.nsc.org/motor-vehicle/overview/preliminary-monthly-estimates/>



Maine's Opioid Crisis

How the opioid epidemic has continued to impact the people of Maine

STATE FACTS



471 DEATHS

or 88% of total overdose deaths involved opioids between June 2020 and 2021.¹



A 25% INCREASE

in opioid overdose deaths was reported between June 2019 and 2021.²



48.1 OPIOID PRESCRIPTIONS

were written for every 100 persons in Maine in 2018.³



\$5,099 PER CAPITA

was spent on opioid use disorder overdoses in 2017 - 63% more than the national rate.⁴

NATIONAL DATA



3.75 MILLION

or 9.2% of patients go on to long-term opioid use after a low-risk surgery (e.g. inguinal hernia repair, knee arthroscopy.)⁵



80 PILLS

is the average amount of opioids that patients receive after orthopedic surgery whether they need them or not.⁶



9.7 MILLION

people misused prescription pain relievers in 2019.⁷

OVER 101,000 DEATHS

from a drug-related overdose were reported in one year's time ending in June 2021. This is the highest number of overdose deaths ever recorded in a 12-month period.⁸

OVER 76,000 PEOPLE

died of an opioid overdose between June 2020 and 2021 — **49% more** people than the estimated number of motor-vehicle fatalities in 2021.^{9,10}

1. Ahmad FB, Rossen LM, Sutton P. (2021) Provisional drug overdose death counts. National Center for Health Statistics. <https://www.cdc.gov/nchs/nvss/vsrr/drug-overdose-data.htm>

2. See footnote 1

3. National Institute on Drug Abuse. (2020). Maine Opioid-Involved Deaths and Related Harms. NIDA. <https://www.drugabuse.gov/drug-topics/opioids/opioid-summaries-by-state/maine-opioid-involved-deaths-related-harms>

4. Economic Cost of Opioid Use Disorder and Fatal Overdose, 2017 (2020). Centers for Disease Control and Prevention. <https://wisqars-viz.cdc.gov:9002/>

5. Hah, J. M., Bateman, B. T., Ratliff, J., Curtin, C., & Sun, E. (2017). Chronic Opioid Use After Surgery: Implications for Perioperative Management in the Face of the Opioid Epidemic. *Anesthesia and Analgesia*, 125(5), 1733–1740. <https://doi.org/10.1213/ANE.0000000000002458>

6. Bicket M, et al. "Prescription opioid oversupply following orthopedic surgery: A prospective cohort study." American Pain Society annual scientific meeting 2017. [https://www.jpain.org/article/S1526-5900\(17\)30157-8/pdf](https://www.jpain.org/article/S1526-5900(17)30157-8/pdf).

7. Substance Abuse and Mental Health Services Administration. (2020). Key substance use and mental health indicators in the United States: Results from the 2019 National Survey on Drug Use and Health. HHS Publication No. PEP20-07-01-001, NSDUH Series H-55. <https://www.samhsa.gov/data/sites/default/files/reports/rpt29393/2019NSDUHFRPDFWHTML/2019NSDUHFR1PDFW090120.pdf>

8. See footnote 1

9. See footnote 1

10. National Safety Council. (2021). Preliminary Monthly Estimate. Injury Facts. <https://injuryfacts.nsc.org/motor-vehicle/overview/preliminary-monthly-estimates/>



Maryland's Opioid Crisis

*How the opioid epidemic has continued
to impact the people of Maryland*

STATE FACTS



2,631 DEATHS

or 91% of total overdose deaths involved opioids between June 2020 and 2021.¹



A 18% INCREASE

in opioid overdose deaths was reported between June 2019 and 2021.²



45.1 OPIOID PRESCRIPTIONS

were written for every 100 persons in Maryland in 2018.³



\$4,884 PER CAPITA

was spent on opioid use disorder overdoses in 2017 - 56% more than the national rate.⁴

NATIONAL DATA



3.75 MILLION

or 9.2% of patients go on to long-term opioid use after a low-risk surgery (e.g. inguinal hernia repair, knee arthroscopy.)⁵



80 PILLS

is the average amount of opioids that patients receive after orthopedic surgery whether they need them or not.⁶



9.7 MILLION

people misused prescription pain relievers in 2019.⁷

OVER 101,000 DEATHS

from a drug-related overdose were reported in one year's time ending in June 2021. This is the highest number of overdose deaths ever recorded in a 12-month period.⁸

OVER 76,000 PEOPLE

died of an opioid overdose between June 2020 and 2021 — **49% more** people than the estimated number of motor-vehicle fatalities in 2021.^{9,10}

1. Ahmad FB, Rossen LM, Sutton P. (2021) Provisional drug overdose death counts. National Center for Health Statistics. <https://www.cdc.gov/nchs/nvss/vsrr/drug-overdose-data.htm>

2. See footnote 1

3. National Institute on Drug Abuse. (2020). Maryland Opioid-Involved Deaths and Related Harms. NIDA. <https://www.drugabuse.gov/drug-topics/opioids/opioid-summaries-by-state/maryland-opioid-involved-deaths-related-harms>

4. Economic Cost of Opioid Use Disorder and Fatal Overdose, 2017 (2020). Centers for Disease Control and Prevention. <https://wisqars-viz.cdc.gov:9002/>

5. Hah, J. M., Bateman, B. T., Ratliff, J., Curtin, C., & Sun, E. (2017). Chronic Opioid Use After Surgery: Implications for Perioperative Management in the Face of the Opioid Epidemic. *Anesthesia and Analgesia*, 125(5), 1733–1740. <https://doi.org/10.1213/ANE.0000000000002458>

6. Bicket M, et al. "Prescription opioid oversupply following orthopedic surgery: A prospective cohort study." American Pain Society annual scientific meeting 2017. [https://www.jpain.org/article/S1526-5900\(17\)30157-8/pdf](https://www.jpain.org/article/S1526-5900(17)30157-8/pdf).

7. Substance Abuse and Mental Health Services Administration. (2020). Key substance use and mental health indicators in the United States: Results from the 2019 National Survey on Drug Use and Health. HHS Publication No. PEP20-07-01-001, NSDUH Series H-55. <https://www.samhsa.gov/data/sites/default/files/reports/rpt29393/2019NSDUHFRPDFWHTM/2019NSDUHFR1PDFW090120.pdf>

8. See footnote 1

9. See footnote 1

10. National Safety Council. (2021). Preliminary Monthly Estimate. Injury Facts. <https://injuryfacts.nsc.org/motor-vehicle/overview/preliminary-monthly-estimates/>



Massachusetts' Opioid Crisis

How the opioid epidemic has continued to impact the people of Massachusetts

STATE FACTS



2,127 DEATHS

were attributed to an opioid overdose between June 2020 and 2021.¹



**88% OF TOTAL
OVERDOSES**

involved opioids between June 2020 and 2021.²



**35.3 OPIOID
PRESCRIPTIONS**

were written for every 100 persons in Massachusetts in 2018.³



\$5,381 PER CAPITA

was spent on opioid use disorder overdoses in 2017 - 71% more than the national rate.⁴

NATIONAL DATA



3.75 MILLION

or 9.2% of patients go on to long-term opioid use after a low-risk surgery (e.g. inguinal hernia repair, knee arthroscopy.)⁵



80 PILLS

is the average amount of opioids that patients receive after orthopedic surgery whether they need them or not.⁶



9.7 MILLION

people misused prescription pain relievers in 2019.⁷

OVER 101,000 DEATHS

from a drug-related overdose were reported in one year's time ending in June 2021. This is the highest number of overdose deaths ever recorded in a 12-month period.⁸

OVER 76,000 PEOPLE

died of an opioid overdose between June 2020 and 2021 — **49% more** people than the estimated number of motor-vehicle fatalities in 2021.^{9,10}

1. Ahmad FB, Rossen LM, Sutton P. (2021) Provisional drug overdose death counts. National Center for Health Statistics. <https://www.cdc.gov/nchs/nvss/vsrr/drug-overdose-data.htm>

2. See footnote 1

3. National Institute on Drug Abuse. (2020). Massachusetts Opioid-Involved Deaths and Related Harms. NIDA. <https://www.drugabuse.gov/drug-topics/opioids/opioid-summaries-by-state/massachusetts-opioid-involved-deaths-related-harms>

4. Economic Cost of Opioid Use Disorder and Fatal Overdose, 2017 (2020). Centers for Disease Control and Prevention. <https://wisqars-viz.cdc.gov:9002/>

5. Hah, J. M., Bateman, B. T., Ratliff, J., Curtin, C., & Sun, E. (2017). Chronic Opioid Use After Surgery: Implications for Perioperative Management in the Face of the Opioid Epidemic. *Anesthesia and Analgesia*, 125(5), 1733–1740. <https://doi.org/10.1213/ANE.0000000000002458>

6. Bicket M, et al. "Prescription opioid oversupply following orthopedic surgery: A prospective cohort study." American Pain Society annual scientific meeting 2017. [https://www.jpain.org/article/S1526-5900\(17\)30157-8/pdf](https://www.jpain.org/article/S1526-5900(17)30157-8/pdf).

7. Substance Abuse and Mental Health Services Administration. (2020). Key substance use and mental health indicators in the United States: Results from the 2019 National Survey on Drug Use and Health. HHS Publication No. PEP20-07-01-001, NSDUH Series H-55. <https://www.samhsa.gov/data/sites/default/files/reports/rpt29393/2019NSDUHFRPDFWHTML/2019NSDUHFR1PDFW090120.pdf>

8. See footnote 1

9. See footnote 1

10. National Safety Council. (2021). Preliminary Monthly Estimate. Injury Facts. <https://injuryfacts.nsc.org/motor-vehicle/overview/preliminary-monthly-estimates/>



Michigan' Opioid Crisis

How the opioid epidemic has continued to impact the people of Michigan

STATE FACTS



2,364 DEATHS

or 82% of total overdose deaths involved opioids between June 2020 and 2021.¹



A 15% INCREASE

in opioid overdose deaths was reported between June 2019 and 2021.²



62.7 OPIOID PRESCRIPTIONS

were written for every 100 persons in Michigan in 2018.³



\$4,155 PER CAPITA

was spent on opioid use disorder overdoses in 2017 - 33% more than the national rate.⁴

NATIONAL DATA



3.75 MILLION

or 9.2% of patients go on to long-term opioid use after a low-risk surgery (e.g. inguinal hernia repair, knee arthroscopy.)⁵



80 PILLS

is the average amount of opioids that patients receive after orthopedic surgery whether they need them or not.⁶



9.7 MILLION

people misused prescription pain relievers in 2019.⁷

OVER 101,000 DEATHS

from a drug-related overdose were reported in one year's time ending in June 2021. This is the highest number of overdose deaths ever recorded in a 12-month period.⁸

OVER 76,000 PEOPLE

died of an opioid overdose between June 2020 and 2021 — **49% more** people than the estimated number of motor-vehicle fatalities in 2021.^{9,10}

1. Ahmad FB, Rossen LM, Sutton P. (2021) Provisional drug overdose death counts. National Center for Health Statistics. <https://www.cdc.gov/nchs/nvss/vsrr/drug-overdose-data.htm>

2. See footnote 1

3. National Institute on Drug Abuse. (2020). Michigan Opioid-Involved Deaths and Related Harms. NIDA. <https://www.drugabuse.gov/drug-topics/opioids/opioid-summaries-by-state/michigan-opioid-involved-deaths-related-harms>

4. Economic Cost of Opioid Use Disorder and Fatal Overdose, 2017 (2020). Centers for Disease Control and Prevention. <https://wisqars-viz.cdc.gov:9002/>

5. Hah, J. M., Bateman, B. T., Ratliff, J., Curtin, C., & Sun, E. (2017). Chronic Opioid Use After Surgery: Implications for Perioperative Management in the Face of the Opioid Epidemic. *Anesthesia and Analgesia*, 125(5), 1733–1740. <https://doi.org/10.1213/ANE.0000000000002458>

6. Bicket M, et al. "Prescription opioid oversupply following orthopedic surgery: A prospective cohort study." American Pain Society annual scientific meeting 2017. [https://www.jpain.org/article/S1526-5900\(17\)30157-8/pdf](https://www.jpain.org/article/S1526-5900(17)30157-8/pdf).

7. Substance Abuse and Mental Health Services Administration. (2020). Key substance use and mental health indicators in the United States: Results from the 2019 National Survey on Drug Use and Health. HHS Publication No. PEP20-07-01-001, NSDUH Series H-55. <https://www.samhsa.gov/data/sites/default/files/reports/rpt29393/2019NSDUHFRPDFWHTML/2019NSDUHFR1PDFW090120.pdf>

8. See footnote 1

9. See footnote 1

10. National Safety Council. (2021). Preliminary Monthly Estimate. Injury Facts. <https://injuryfacts.nsc.org/motor-vehicle/overview/preliminary-monthly-estimates/>



Minnesota's Opioid Crisis

How the opioid epidemic has continued to impact the people of Minnesota

STATE FACTS



1,187 DEATHS

were attributed to a drug overdose between June 2020 and 2021.¹



A 29% INCREASE

in overdose deaths was reported between June 2019 and 2021.²



35.5 OPIOID PRESCRIPTIONS

were written for every 100 persons in Minnesota in 2018.³



\$1,509 PER CAPITA

was spent on opioid use disorder overdoses in 2017.⁴

NATIONAL DATA



3.75 MILLION

or 9.2% of patients go on to long-term opioid use after a low-risk surgery (e.g. inguinal hernia repair, knee arthroscopy.)⁵



80 PILLS

is the average amount of opioids that patients receive after orthopedic surgery whether they need them or not.⁶



9.7 MILLION

people misused prescription pain relievers in 2019.⁷

OVER 101,000 DEATHS

from a drug-related overdose were reported in one year's time ending in June 2021. This is the highest number of overdose deaths ever recorded in a 12-month period.⁸

OVER 76,000 PEOPLE

died of an opioid overdose between June 2020 and 2021 — **49% more** people than the estimated number of motor-vehicle fatalities in 2021.^{9,10}

1. Ahmad FB, Rossen LM, Sutton P. (2021) Provisional drug overdose death counts. National Center for Health Statistics. <https://www.cdc.gov/nchs/nvss/vsrr/drug-overdose-data.htm>

2. See footnote 1

3. National Institute on Drug Abuse. (2020). Minnesota Opioid-Involved Deaths and Related Harms. NIDA. <https://www.drugabuse.gov/drug-topics/opioids/opioid-summaries-by-state/minnesota-opioid-involved-deaths-related-harms>

4. Economic Cost of Opioid Use Disorder and Fatal Overdose, 2017 (2020). Centers for Disease Control and Prevention. <https://wisqars-viz.cdc.gov:9002/>

5. Hah, J. M., Bateman, B. T., Ratliff, J., Curtin, C., & Sun, E. (2017). Chronic Opioid Use After Surgery: Implications for Perioperative Management in the Face of the Opioid Epidemic. *Anesthesia and Analgesia*, 125(5), 1733–1740. <https://doi.org/10.1213/ANE.0000000000002458>

6. Bicket M, et al. "Prescription opioid oversupply following orthopedic surgery: A prospective cohort study." American Pain Society annual scientific meeting 2017. [https://www.jpain.org/article/S1526-5900\(17\)30157-8/pdf](https://www.jpain.org/article/S1526-5900(17)30157-8/pdf).

7. Substance Abuse and Mental Health Services Administration. (2020). Key substance use and mental health indicators in the United States: Results from the 2019 National Survey on Drug Use and Health. HHS Publication No. PEP20-07-01-001, NSDUH Series H-55. <https://www.samhsa.gov/data/sites/default/files/reports/rpt29393/2019NSDUHFRPDFWHTML/2019NSDUHFR1PDFW090120.pdf>

8. See footnote 1

9. See footnote 1

10. National Safety Council. (2021). Preliminary Monthly Estimate. Injury Facts. <https://injuryfacts.nsc.org/motor-vehicle/overview/preliminary-monthly-estimates/>



Mississippi's Opioid Crisis

*How the opioid epidemic has continued
to impact the people of Mississippi*

STATE FACTS



490 DEATHS

or 73% of total overdose deaths involved opioids between June 2020 and 2021.¹



A 59% INCREASE

in opioid overdose deaths was reported between June 2019 and 2021.²



76.8 OPIOID PRESCRIPTIONS

were written for every 100 persons in Mississippi in 2018.³



\$2,199 PER CAPITA

was spent on opioid use disorder overdoses in 2017.⁴

NATIONAL DATA



3.75 MILLION

or 9.2% of patients go on to long-term opioid use after a low-risk surgery (e.g. inguinal hernia repair, knee arthroscopy.)⁵



80 PILLS

is the average amount of opioids that patients receive after orthopedic surgery whether they need them or not.⁶



9.7 MILLION

people misused prescription pain relievers in 2019.⁷

OVER 101,000 DEATHS

from a drug-related overdose were reported in one year's time ending in June 2021. This is the highest number of overdose deaths ever recorded in a 12-month period.⁸

OVER 76,000 PEOPLE

died of an opioid overdose between June 2020 and 2021 — **49% more** people than the estimated number of motor-vehicle fatalities in 2021.^{9,10}

1. Ahmad FB, Rossen LM, Sutton P. (2021) Provisional drug overdose death counts. National Center for Health Statistics. <https://www.cdc.gov/nchs/nvss/vsrr/drug-overdose-data.htm>

2. See footnote 1

3. National Institute on Drug Abuse. (2020). Mississippi Opioid-Involved Deaths and Related Harms. NIDA <https://www.drugabuse.gov/drug-topics/opioids/opioid-summaries-by-state/mississippi-opioid-involved-deaths-related-harms>

4. Economic Cost of Opioid Use Disorder and Fatal Overdose, 2017 (2020). Centers for Disease Control and Prevention. <https://wisqars-viz.cdc.gov:9002/>

5. Hah, J. M., Bateman, B. T., Ratliff, J., Curtin, C., & Sun, E. (2017). Chronic Opioid Use After Surgery: Implications for Perioperative Management in the Face of the Opioid Epidemic. *Anesthesia and Analgesia*, 125(5), 1733–1740. <https://doi.org/10.1213/ANE.0000000000002458>

6. Bicket M, et al. "Prescription opioid oversupply following orthopedic surgery: A prospective cohort study." American Pain Society annual scientific meeting 2017. [https://www.jpain.org/article/S1526-5900\(17\)30157-8/pdf](https://www.jpain.org/article/S1526-5900(17)30157-8/pdf).

7. Substance Abuse and Mental Health Services Administration. (2020). Key substance use and mental health indicators in the United States: Results from the 2019 National Survey on Drug Use and Health. HHS Publication No. PEP20-07-01-001, NSDUH Series H-55. <https://www.samhsa.gov/data/sites/default/files/reports/rpt29393/2019NSDUHFRPDFWHTM/2019NSDUHFR1PDFW090120.pdf>

8. See footnote 1

9. See footnote 1

10. National Safety Council. (2021). Preliminary Monthly Estimate. Injury Facts. <https://injuryfacts.nsc.org/motor-vehicle/overview/preliminary-monthly-estimates>



Missouri's Opioid Crisis

*How the opioid epidemic has continued
to impact the people of Missouri*

STATE FACTS



1,481 DEATHS

or 72% of total overdose deaths involved opioids between June 2020 and 2021.¹



A 9% INCREASE

in opioid overdose deaths was reported between June 2019 and 2021.²



**63.4 OPIOID
PRESCRIPTIONS**

were written for every 100 persons in Missouri in 2018.³



\$3,029 PER CAPITA

was spent on opioid use disorder overdoses in 2017.⁴

NATIONAL DATA



3.75 MILLION

or 9.2% of patients go on to long-term opioid use after a low-risk surgery (e.g. inguinal hernia repair, knee arthroscopy.)⁵



80 PILLS

is the average amount of opioids that patients receive after orthopedic surgery whether they need them or not.⁶



9.7 MILLION

people misused prescription pain relievers in 2019.⁷

OVER 101,000 DEATHS

from a drug-related overdose were reported in one year's time ending in June 2021. This is the highest number of overdose deaths ever recorded in a 12-month period.⁸

OVER 76,000 PEOPLE

died of an opioid overdose between June 2020 and 2021 — **49% more** people than the estimated number of motor-vehicle fatalities in 2021.^{9,10}

1. Ahmad FB, Rossen LM, Sutton P. (2021) Provisional drug overdose death counts. National Center for Health Statistics. <https://www.cdc.gov/nchs/nvss/vsrr/drug-overdose-data.htm>

2. See footnote 1

3. National Institute on Drug Abuse. (2020). Missouri Opioid-Involved Deaths and Related Harms. NIDA <https://www.drugabuse.gov/drug-topics/opioids/opioid-summaries-by-state/missouri-opioid-involved-deaths-related-harms>

4. Economic Cost of Opioid Use Disorder and Fatal Overdose, 2017 (2020). Centers for Disease Control and Prevention. <https://wisqars-viz.cdc.gov:9002/>

5. Hah, J. M., Bateman, B. T., Ratliff, J., Curtin, C., & Sun, E. (2017). Chronic Opioid Use After Surgery: Implications for Perioperative Management in the Face of the Opioid Epidemic. *Anesthesia and Analgesia*, 125(5), 1733–1740. <https://doi.org/10.1213/ANE.0000000000002458>

6. Bicket M, et al. "Prescription opioid oversupply following orthopedic surgery: A prospective cohort study." American Pain Society annual scientific meeting 2017. [https://www.jpain.org/article/S1526-5900\(17\)30157-8/pdf](https://www.jpain.org/article/S1526-5900(17)30157-8/pdf).

7. Substance Abuse and Mental Health Services Administration. (2020). Key substance use and mental health indicators in the United States: Results from the 2019 National Survey on Drug Use and Health. HHS Publication No. PEP20-07-01-001, NSDUH Series H-55. <https://www.samhsa.gov/data/sites/default/files/reports/rpt29393/2019NSDUHFRPDFWHTM/2019NSDUHFR1PDFW090120.pdf>

8. See footnote 1

9. See footnote 1

10. National Safety Council. (2021). Preliminary Monthly Estimate. Injury Facts. <https://injuryfacts.nsc.org/motor-vehicle/overview/preliminary-monthly-estimates/>



Montana's Opioid Crisis


How the opioid epidemic has continued to impact the people of Montana

STATE FACTS



91 DEATHS

or 52% of total overdose deaths involved opioids between April 2020 and 2021.¹



A 30% INCREASE

in opioid overdose deaths was reported between April 2020 and 2021.²



54 OPIOID PRESCRIPTIONS

were written for every 100 persons in Montana in 2018.³

NATIONAL DATA



3.75 MILLION

or 9.2% of patients go on to long-term opioid use after a low-risk surgery (e.g. inguinal hernia repair, knee arthroscopy.)⁴



80 PILLS

is the average amount of opioids that patients receive after orthopedic surgery whether they need them or not.⁵



9.7 MILLION

people misused prescription pain relievers in 2019.⁶

OVER 101,000 DEATHS

from a drug-related overdose were reported in one year's time ending in June 2021. This is the highest number of overdose deaths ever recorded in a 12-month period.⁷

OVER 76,000 PEOPLE

died of an opioid overdose between June 2020 and 2021 — **49% more** people than the estimated number of motor-vehicle fatalities in 2021.^{8,9}

1. Ahmad FB, Rossen LM, Sutton P. (2021) Provisional drug overdose death counts. National Center for Health Statistics. <https://www.cdc.gov/nchs/nvss/vsrr/drug-overdose-data.htm>

2. See footnote 1

3. National Institute on Drug Abuse. (2020). Montana: Opioid-Involved Deaths and Related Harms. NIDA. <https://www.drugabuse.gov/drug-topics/opioids/opioid-summaries-by-state/montana-opioid-involved-deaths-related-harms>

4. Hah, J. M., Bateman, B. T., Ratliff, J., Curtin, C., & Sun, E. (2017). Chronic Opioid Use After Surgery: Implications for Perioperative Management in the Face of the Opioid Epidemic. *Anesthesia and Analgesia*, 125(5), 1733–1740. <https://doi.org/10.1213/ANE.0000000000002458>

5. Bicket M, et al. "Prescription opioid oversupply following orthopedic surgery: A prospective cohort study." American Pain Society annual scientific meeting 2017. [https://www.jpain.org/article/S1526-5900\(17\)30157-8/pdf](https://www.jpain.org/article/S1526-5900(17)30157-8/pdf).

6. Substance Abuse and Mental Health Services Administration. (2020). Key substance use and mental health indicators in the United States: Results from the 2019 National Survey on Drug Use and Health. HHS Publication No. PEP20-07-01-001, NSDUH Series H-55. <https://www.samhsa.gov/data/sites/default/files/reports/rpt29393/2019NSDUHFFR1PDFW090120.pdf>

7. See footnote 1

8. See footnote 1

9. National Safety Council. (2021). *Preliminary Monthly Estimate*. Injury Facts. <https://injuryfacts.nsc.org/motor-vehicle/overview/preliminary-monthly-estimates/>



Nebraska's Opioid Crisis


How the opioid epidemic has continued to impact the people of Nebraska

STATE FACTS



210 DEATHS

were attributed to a drug overdose between June 2020 and 2021.¹



A 15% INCREASE

in overdose deaths was reported between June 2019 and 2021.²



50.6 OPIOID PRESCRIPTIONS

were written for every 100 persons in Nebraska in 2018.³

NATIONAL DATA



3.75 MILLION

or 9.2% of patients go on to long-term opioid use after a low-risk surgery (e.g. inguinal hernia repair, knee arthroscopy.)⁴



80 PILLS

is the average amount of opioids that patients receive after orthopedic surgery whether they need them or not.⁵



9.7 MILLION

people misused prescription pain relievers in 2019.⁶

OVER 101,000 DEATHS

from a drug-related overdose were reported in one year's time ending in June 2021. This is the highest number of overdose deaths ever recorded in a 12-month period.⁷

OVER 76,000 PEOPLE

died of an opioid overdose between June 2020 and 2021 — **49% more** people than the estimated number of motor-vehicle fatalities in 2021.^{8,9}

1. Ahmad FB, Rossen LM, Sutton P. (2021) Provisional drug overdose death counts. National Center for Health Statistics. <https://www.cdc.gov/nchs/nvss/vsrr/drug-overdose-data.htm>

2. See footnote 1

3. National Institute on Drug Abuse. (2020). Nebraska: Opioid-Involved Deaths and Related Harms. NIDA. <https://www.drugabuse.gov/drug-topics/opioids/opioid-summaries-by-state/nebraska-opioid-involved-deaths-related-harms>

4. Hah, J. M., Bateman, B. T., Ratliff, J., Curtin, C., & Sun, E. (2017). Chronic Opioid Use After Surgery: Implications for Perioperative Management in the Face of the Opioid Epidemic. *Anesthesia and Analgesia*, 125(5), 1733–1740. <https://doi.org/10.1213/ANE.0000000000002458>

5. Bicket M, et al. "Prescription opioid oversupply following orthopedic surgery: A prospective cohort study." American Pain Society annual scientific meeting 2017. [https://www.jpain.org/article/S1526-5900\(17\)30157-8/pdf](https://www.jpain.org/article/S1526-5900(17)30157-8/pdf).

6. Substance Abuse and Mental Health Services Administration. (2020). Key substance use and mental health indicators in the United States: Results from the 2019 National Survey on Drug Use and Health. HHS Publication No. PEP20-07-01-001, NSDUH Series H-55. <https://www.samhsa.gov/data/sites/default/files/reports/rpt29393/2019NSDUHFFR1PDFWHTML/2019NSDUHFFR1PDFW090120.pdf>

7. See footnote 1

8. See footnote 1

9. National Safety Council. (2021). *Preliminary Monthly Estimate*. Injury Facts. <https://injuryfacts.nsc.org/motor-vehicle/overview/preliminary-monthly-estimates/>



Nevada's Opioid Crisis

How the opioid epidemic has continued to impact the people of Nevada

STATE FACTS



652 DEATHS

or 64% of total overdose deaths involved opioids between June 2020 and 2021.¹



A 38% INCREASE

in opioid overdose deaths was reported between June 2019 and 2021.²



55.5 OPIOID PRESCRIPTIONS

were written for every 100 persons in Nevada in 2018.³



\$4,096 PER CAPITA

was spent on opioid use disorder overdoses in 2017 - 31% more than the national rate.⁴

NATIONAL DATA



3.75 MILLION

or 9.2% of patients go on to long-term opioid use after a low-risk surgery (e.g. inguinal hernia repair, knee arthroscopy.)⁵



80 PILLS

is the average amount of opioids that patients receive after orthopedic surgery whether they need them or not.⁶



9.7 MILLION

people misused prescription pain relievers in 2019.⁷

OVER 101,000 DEATHS

from a drug-related overdose were reported in one year's time ending in June 2021. This is the highest number of overdose deaths ever recorded in a 12-month period.⁸

OVER 76,000 PEOPLE

died of an opioid overdose between June 2020 and 2021 — **49% more** people than the estimated number of motor-vehicle fatalities in 2021.^{9,10}

1. Ahmad FB, Rossen LM, Sutton P. (2021) Provisional drug overdose death counts. National Center for Health Statistics. <https://www.cdc.gov/nchs/nvss/vsrr/drug-overdose-data.htm>

2. See footnote 1

3. National Institute on Drug Abuse. (2020). Nevada Opioid-Involved Deaths and Related Harms. NIDA <https://www.drugabuse.gov/drug-topics/opioids/opioid-summaries-by-state/nevada-opioid-involved-deaths-related-harms>

4. Economic Cost of Opioid Use Disorder and Fatal Overdose, 2017 (2020). Centers for Disease Control and Prevention. <https://wisqars-viz.cdc.gov:9002/>

5. Hah, J. M., Bateman, B. T., Ratliff, J., Curtin, C., & Sun, E. (2017). Chronic Opioid Use After Surgery: Implications for Perioperative Management in the Face of the Opioid Epidemic. *Anesthesia and Analgesia*, 125(5), 1733–1740. <https://doi.org/10.1213/ANE.0000000000002458>

6. Bicket M, et al. "Prescription opioid oversupply following orthopedic surgery: A prospective cohort study." American Pain Society annual scientific meeting 2017. [https://www.jpain.org/article/S1526-5900\(17\)30157-8/pdf](https://www.jpain.org/article/S1526-5900(17)30157-8/pdf).

7. Substance Abuse and Mental Health Services Administration. (2020). Key substance use and mental health indicators in the United States: Results from the 2019 National Survey on Drug Use and Health. HHS Publication No. PEP20-07-01-001, NSDUH Series H-55. <https://www.samhsa.gov/data/sites/default/files/reports/rpt29393/2019NSDUHFRPDFWHTML/2019NSDUHFR1PDFW090120.pdf>

8. See footnote 1

9. See footnote 1

10. National Safety Council. (2021). Preliminary Monthly Estimate. Injury Facts. <https://injuryfacts.nsc.org/motor-vehicle/overview/preliminary-monthly-estimates/>



New Hampshire's Opioid Crisis

How the opioid epidemic has continued to impact the people of New Hampshire

STATE FACTS



333 DEATHS

were attributed to an opioid overdose between June 2020 and 2021.¹



89% OF TOTAL OVERDOSES

involved opioids between June 2020 and 2021.²



46.1 OPIOID PRESCRIPTIONS

were written for every 100 persons in New Hampshire in 2018.³



\$5,953 PER CAPITA

was spent on opioid use disorder overdoses in 2017 - 90% more than the national rate.⁴

NATIONAL DATA



3.75 MILLION

or 9.2% of patients go on to long-term opioid use after a low-risk surgery (e.g. inguinal hernia repair, knee arthroscopy.)⁵



80 PILLS

is the average amount of opioids that patients receive after orthopedic surgery whether they need them or not.⁶



9.7 MILLION

people misused prescription pain relievers in 2019.⁷

OVER 101,000 DEATHS

from a drug-related overdose were reported in one year's time ending in June 2021. This is the highest number of overdose deaths ever recorded in a 12-month period.⁸

OVER 76,000 PEOPLE

died of an opioid overdose between June 2020 and 2021 — **49% more** people than the estimated number of motor-vehicle fatalities in 2021.^{9,10}

1. Ahmad FB, Rossen LM, Sutton P. (2021) Provisional drug overdose death counts. National Center for Health Statistics. <https://www.cdc.gov/nchs/nvss/vsrr/drug-overdose-data.htm>

2. See footnote 1

3. National Institute on Drug Abuse. (2020). New Hampshire Opioid-Involved Deaths and Related Harms. NIDA <https://www.drugabuse.gov/drug-topics/opioids/opioid-summaries-by-state/new-hampshire-opioid-involved-deaths-related-harms>

4. Economic Cost of Opioid Use Disorder and Fatal Overdose, 2017 (2020). Centers for Disease Control and Prevention. <https://wisqars-viz.cdc.gov:9002/>

5. Hah, J. M., Bateman, B. T., Ratliff, J., Curtin, C., & Sun, E. (2017). Chronic Opioid Use After Surgery: Implications for Perioperative Management in the Face of the Opioid Epidemic. *Anesthesia and Analgesia*, 125(5), 1733–1740. <https://doi.org/10.1213/ANE.0000000000002458>

6. Bicket M, et al. "Prescription opioid oversupply following orthopedic surgery: A prospective cohort study." American Pain Society annual scientific meeting 2017. [https://www.jpain.org/article/S1526-5900\(17\)30157-8/pdf](https://www.jpain.org/article/S1526-5900(17)30157-8/pdf).

7. Substance Abuse and Mental Health Services Administration. (2020). Key substance use and mental health indicators in the United States: Results from the 2019 National Survey on Drug Use and Health. HHS Publication No. PEP20-07-01-001, NSDUH Series H-55. <https://www.samhsa.gov/data/sites/default/files/reports/rpt29393/2019NSDUHFRPDFWHTML/2019NSDUHFR1PDFW090120.pdf>

8. See footnote 1

9. See footnote 1

10. National Safety Council. (2021). Preliminary Monthly Estimate. Injury Facts. <https://injuryfacts.nsc.org/motor-vehicle/overview/preliminary-monthly-estimates/>



New Jersey's Opioid Crisis


How the opioid epidemic has continued to impact the people of New Jersey

STATE FACTS



2,569 DEATHS

were attributed to an opioid overdose between June 2020 and 2021.¹



89% OF TOTAL OVERDOSES

involved opioids between June 2019 and 2021.²



38.9 OPIOID PRESCRIPTIONS

were written for every 100 persons in New Jersey in 2018.³

NATIONAL DATA



3.75 MILLION

or 9.2% of patients go on to long-term opioid use after a low-risk surgery (e.g. inguinal hernia repair, knee arthroscopy.)⁴



80 PILLS

is the average amount of opioids that patients receive after orthopedic surgery whether they need them or not.⁵



9.7 MILLION

people misused prescription pain relievers in 2019.⁶

OVER 101,000 DEATHS

from a drug-related overdose were reported in one year's time ending in June 2021. This is the highest number of overdose deaths ever recorded in a 12-month period.⁷

OVER 76,000 PEOPLE

died of an opioid overdose between June 2020 and 2021 — **49% more** people than the estimated number of motor-vehicle fatalities in 2021.^{8,9}

1. Ahmad FB, Rossen LM, Sutton P. (2021) Provisional drug overdose death counts. National Center for Health Statistics. <https://www.cdc.gov/nchs/nvss/vsrr/drug-overdose-data.htm>

2. See footnote 1

3. National Institute on Drug Abuse. (2020). New Jersey Opioid-Involved Deaths and Related Harms. NIDA. <https://www.drugabuse.gov/drug-topics/opioids/opioid-summaries-by-state/new-jersey-opioid-involved-deaths-related-harms>

4. Hah, J. M., Bateman, B. T., Ratliff, J., Curtin, C., & Sun, E. (2017). Chronic Opioid Use After Surgery: Implications for Perioperative Management in the Face of the Opioid Epidemic. *Anesthesia and Analgesia*, 125(5), 1733–1740. <https://doi.org/10.1213/ANE.0000000000002458>

5. Bicket M, et al. "Prescription opioid oversupply following orthopedic surgery: A prospective cohort study." American Pain Society annual scientific meeting 2017. [https://www.jpain.org/article/S1526-5900\(17\)30157-8/pdf](https://www.jpain.org/article/S1526-5900(17)30157-8/pdf).

6. Substance Abuse and Mental Health Services Administration. (2020). Key substance use and mental health indicators in the United States: Results from the 2019 National Survey on Drug Use and Health. HHS Publication No. PEP20-07-01-001, NSDUH Series H-55. <https://www.samhsa.gov/data/sites/default/files/reports/rpt29393/2019NSDUHFRR1PDFW090120.pdf>

7. See footnote 1

8. See footnote 1

9. National Safety Council. (2020). *Preliminary Monthly Estimate*. Injury Facts. <https://injuryfacts.nsc.org/motor-vehicle/overview/preliminary-monthly-estimates/>



New Mexico's Opioid Crisis

How the opioid epidemic has continued to impact the people of New Mexico

STATE FACTS



633 DEATHS

or 67% of total overdose deaths involved opioids between June 2020 and 2021.¹



A 31% INCREASE

in opioid overdose deaths was reported between June 2019 and 2021.²



49.4 OPIOID PRESCRIPTIONS

were written for every 100 persons in New Mexico in 2018.³



\$3,107 PER CAPITA

was spent on opioid use disorder overdoses in 2017.⁴

NATIONAL DATA



3.75 MILLION

or 9.2% of patients go on to long-term opioid use after a low-risk surgery (e.g. inguinal hernia repair, knee arthroscopy.)⁵



80 PILLS

is the average amount of opioids that patients receive after orthopedic surgery whether they need them or not.⁶



9.7 MILLION

people misused prescription pain relievers in 2019.⁷

OVER 101,000 DEATHS

from a drug-related overdose were reported in one year's time ending in June 2021. This is the highest number of overdose deaths ever recorded in a 12-month period.⁸

OVER 76,000 PEOPLE

died of an opioid overdose between June 2020 and 2021 — **49% more** people than the estimated number of motor-vehicle fatalities in 2021.^{9,10}

1. Ahmad FB, Rossen LM, Sutton P. (2021) Provisional drug overdose death counts. National Center for Health Statistics. <https://www.cdc.gov/nchs/nvss/vsrr/drug-overdose-data.htm>

2. See footnote 1

3. National Institute on Drug Abuse. (2020). New Mexico Opioid-Involved Deaths and Related Harms. NIDA <https://www.drugabuse.gov/drug-topics/opioids/opioid-summaries-by-state/new-mexico-opioid-involved-deaths-related-harms>

4. Economic Cost of Opioid Use Disorder and Fatal Overdose, 2017 (2020). Centers for Disease Control and Prevention. <https://wisqars-viz.cdc.gov:9002/>

5. Hah, J. M., Bateman, B. T., Ratliff, J., Curtin, C., & Sun, E. (2017). Chronic Opioid Use After Surgery: Implications for Perioperative Management in the Face of the Opioid Epidemic. *Anesthesia and Analgesia*, 125(5), 1733–1740. <https://doi.org/10.1213/ANE.0000000000002458>

6. Bicket M, et al. "Prescription opioid oversupply following orthopedic surgery: A prospective cohort study." American Pain Society annual scientific meeting 2017. [https://www.jpain.org/article/S1526-5900\(17\)30157-8/pdf](https://www.jpain.org/article/S1526-5900(17)30157-8/pdf).

7. Substance Abuse and Mental Health Services Administration. (2020). Key substance use and mental health indicators in the United States: Results from the 2019 National Survey on Drug Use and Health. HHS Publication No. PEP20-07-01-001, NSDUH Series H-55. <https://www.samhsa.gov/data/sites/default/files/reports/rpt29393/2019NSDUHFRPDFWHTM/2019NSDUHFR1PDFW090120.pdf>

8. See footnote 1

9. See footnote 1

10. National Safety Council. (2021). Preliminary Monthly Estimate. Injury Facts. <https://injuryfacts.nsc.org/motor-vehicle/overview/preliminary-monthly-estimates/>



New York's Opioid Crisis

*How the opioid epidemic has continued
to impact the people of New York*

STATE FACTS



2,620 DEATHS

or 85% of total overdose deaths involved opioids between June 2020 and 2021.¹



A 14% INCREASE

in opioid overdose deaths was reported between June 2019 and 2021.²



**34 OPIOID
PRESCRIPTIONS**

were written for every 100 persons in New York in 2018.³



\$3,024 PER CAPITA

was spent on opioid use disorder overdoses in 2017.⁴

NATIONAL DATA



3.75 MILLION

or 9.2% of patients go on to long-term opioid use after a low-risk surgery (e.g. inguinal hernia repair, knee arthroscopy.)⁵



80 PILLS

is the average amount of opioids that patients receive after orthopedic surgery whether they need them or not.⁶



9.7 MILLION

people misused prescription pain relievers in 2019.⁷

OVER 101,000 DEATHS

from a drug-related overdose were reported in one year's time ending in June 2021. This is the highest number of overdose deaths ever recorded in a 12-month period.⁸

OVER 76,000 PEOPLE

died of an opioid overdose between June 2020 and 2021 — **49% more** people than the estimated number of motor-vehicle fatalities in 2021.^{9,10}

1. Ahmad FB, Rossen LM, Sutton P. (2021) Provisional drug overdose death counts. National Center for Health Statistics. <https://www.cdc.gov/nchs/nvss/vsrr/drug-overdose-data.htm>

2. See footnote 1

3. National Institute on Drug Abuse. (2020). New York Opioid-Involved Deaths and Related Harms. NIDA <https://www.drugabuse.gov/drug-topics/opioids/opioid-summaries-by-state/new-york-opioid-involved-deaths-related-harms>

4. Economic Cost of Opioid Use Disorder and Fatal Overdose, 2017 (2020). Centers for Disease Control and Prevention. <https://wisqars-viz.cdc.gov:9002/>

5. Hah, J. M., Bateman, B. T., Ratliff, J., Curtin, C., & Sun, E. (2017). Chronic Opioid Use After Surgery: Implications for Perioperative Management in the Face of the Opioid Epidemic. *Anesthesia and Analgesia*, 125(5), 1733–1740. <https://doi.org/10.1213/ANE.0000000000002458>

6. Bicket M, et al. "Prescription opioid oversupply following orthopedic surgery: A prospective cohort study." American Pain Society annual scientific meeting 2017. [https://www.jpain.org/article/S1526-5900\(17\)30157-8/pdf](https://www.jpain.org/article/S1526-5900(17)30157-8/pdf).

7. Substance Abuse and Mental Health Services Administration. (2020). Key substance use and mental health indicators in the United States: Results from the 2019 National Survey on Drug Use and Health. HHS Publication No. PEP20-07-01-001, NSDUH Series H-55. <https://www.samhsa.gov/data/sites/default/files/reports/rpt29393/2019NSDUHFRPDFWHTM/2019NSDUHFR1PDFW090120.pdf>

8. See footnote 1

9. See footnote 1

10. National Safety Council. (2021). Preliminary Monthly Estimate. Injury Facts. <https://injuryfacts.nsc.org/motor-vehicle/overview/preliminary-monthly-estimates/>



North Carolina's Opioid Crisis

How the opioid epidemic has continued to impact the people of North Carolina

STATE FACTS



3,112 DEATHS

or 84% of total overdose deaths involved opioids between June 2020 and 2021.¹



A 34% INCREASE

in opioid overdose deaths was reported between June 2019 and 2021.²



61.5 OPIOID PRESCRIPTIONS

were written for every 100 persons in North Carolina in 2018.³



\$3,832 PER CAPITA

was spent on opioid use disorder overdoses in 2017 - 22% more than the national rate.⁴

NATIONAL DATA



3.75 MILLION

or 9.2% of patients go on to long-term opioid use after a low-risk surgery (e.g. inguinal hernia repair, knee arthroscopy.)⁵



80 PILLS

is the average amount of opioids that patients receive after orthopedic surgery whether they need them or not.⁶



9.7 MILLION

people misused prescription pain relievers in 2019.⁷

OVER 101,000 DEATHS

from a drug-related overdose were reported in one year's time ending in June 2021. This is the highest number of overdose deaths ever recorded in a 12-month period.⁸

OVER 76,000 PEOPLE

died of an opioid overdose between June 2020 and 2021 — **49% more** people than the estimated number of motor-vehicle fatalities in 2021.^{9,10}

1. Ahmad FB, Rossen LM, Sutton P. (2021) Provisional drug overdose death counts. National Center for Health Statistics. <https://www.cdc.gov/nchs/nvss/vsrr/drug-overdose-data.htm>

2. See footnote 1

3. National Institute on Drug Abuse. (2020). North Carolina Opioid-Involved Deaths and Related Harms. NIDA <https://www.drugabuse.gov/drug-topics/opioids/opioid-summaries-by-state/north-carolina-opioid-involved-deaths-related-harms>

4. Economic Cost of Opioid Use Disorder and Fatal Overdose, 2017 (2020). Centers for Disease Control and Prevention. <https://wisqars-viz.cdc.gov:9002/>

5. Hah, J. M., Bateman, B. T., Ratliff, J., Curtin, C., & Sun, E. (2017). Chronic Opioid Use After Surgery: Implications for Perioperative Management in the Face of the Opioid Epidemic. *Anesthesia and Analgesia*, 125(5), 1733–1740. <https://doi.org/10.1213/ANE.0000000000002458>

6. Bicket M, et al. "Prescription opioid oversupply following orthopedic surgery: A prospective cohort study." American Pain Society annual scientific meeting 2017. [https://www.jpain.org/article/S1526-5900\(17\)30157-8/pdf](https://www.jpain.org/article/S1526-5900(17)30157-8/pdf).

7. Substance Abuse and Mental Health Services Administration. (2020). Key substance use and mental health indicators in the United States: Results from the 2019 National Survey on Drug Use and Health. HHS Publication No. PEP20-07-01-001, NSDUH Series H-55. <https://www.samhsa.gov/data/sites/default/files/reports/rpt29393/2019NSDUHFRPDFWHTML/2019NSDUHFR1PDFW090120.pdf>

8. See footnote 1

9. See footnote 1

10. National Safety Council. (2021). Preliminary Monthly Estimate. Injury Facts. <https://injuryfacts.nsc.org/motor-vehicle/overview/preliminary-monthly-estimates/>



North Dakota's Opioid Crisis


How the opioid epidemic has continued to impact the people of North Dakota

STATE FACTS



129 DEATHS

were attributed to a drug overdose between June 2020 and 2021.¹



A 13% INCREASE

in overdose deaths was reported between June 2019 and 2021.²



37.4 OPIOID PRESCRIPTIONS

were written for every 100 persons in North Dakota in 2018.³

NATIONAL DATA



3.75 MILLION

or 9.2% of patients go on to long-term opioid use after a low-risk surgery (e.g. inguinal hernia repair, knee arthroscopy.)⁴



80 PILLS

is the average amount of opioids that patients receive after orthopedic surgery whether they need them or not.⁵



9.7 MILLION

people misused prescription pain relievers in 2019.⁶

OVER 101,000 DEATHS

from a drug-related overdose were reported in one year's time ending in June 2021. This is the highest number of overdose deaths ever recorded in a 12-month period.⁷

OVER 76,000 PEOPLE

died of an opioid overdose between June 2020 and 2021 — **49% more** people than the estimated number of motor-vehicle fatalities in 2021.^{8,9}

1. Ahmad FB, Rossen LM, Sutton P. (2021) Provisional drug overdose death counts. National Center for Health Statistics. <https://www.cdc.gov/nchs/nvss/vsrr/drug-overdose-data.htm>

2. See footnote 1

3. National Institute on Drug Abuse. (2020). North Dakota: Opioid-Involved Deaths and Related Harms. NIDA. <https://www.drugabuse.gov/drug-topics/opioids/opioid-summaries-by-state/north-dakota-opioid-involved-deaths-related-harms>

4. Hah, J. M., Bateman, B. T., Ratliff, J., Curtin, C., & Sun, E. (2017). Chronic Opioid Use After Surgery: Implications for Perioperative Management in the Face of the Opioid Epidemic. *Anesthesia and Analgesia*, 125(5), 1733–1740. <https://doi.org/10.1213/ANE.0000000000002458>

5. Bicket M, et al. "Prescription opioid oversupply following orthopedic surgery: A prospective cohort study." American Pain Society annual scientific meeting 2017. [https://www.jpain.org/article/S1526-5900\(17\)30157-8/pdf](https://www.jpain.org/article/S1526-5900(17)30157-8/pdf).

6. Substance Abuse and Mental Health Services Administration. (2020). Key substance use and mental health indicators in the United States: Results from the 2019 National Survey on Drug Use and Health. HHS Publication No. PEP20-07-01-001, NSDUH Series H-55. <https://www.samhsa.gov/data/sites/default/files/reports/rpt29393/2019NSDUHFRRPDFWHTML/2019NSDUHFRR1PDFW090120.pdf>

7. See footnote 1

8. See footnote 1

9. National Safety Council. (2021). *Preliminary Monthly Estimate*. Injury Facts. <https://injuryfacts.nsc.org/motor-vehicle/overview/preliminary-monthly-estimates/>

Ohio's Opioid Crisis

*How the opioid epidemic has continued
to impact the people of Ohio*



STATE FACTS



4,495 DEATHS

or 84% of total overdose deaths involved opioids between June 2020 and 2021.¹



A 12% INCREASE

in opioid overdose deaths was reported between June 2019 and 2021.²



53.5 OPIOID PRESCRIPTIONS

were written for every 100 persons in Ohio in 2018.³



\$6,226 PER CAPITA

was spent on opioid use disorder overdoses in 2017 - 99% more than the national rate.⁴

NATIONAL DATA



3.75 MILLION

or 9.2% of patients go on to long-term opioid use after a low-risk surgery (e.g. inguinal hernia repair, knee arthroscopy.)⁵



80 PILLS

is the average amount of opioids that patients receive after orthopedic surgery whether they need them or not.⁶



9.7 MILLION

people misused prescription pain relievers in 2019.⁷

OVER 101,000 DEATHS

from a drug-related overdose were reported in one year's time ending in June 2021. This is the highest number of overdose deaths ever recorded in a 12-month period.⁸

OVER 76,000 PEOPLE

died of an opioid overdose between June 2020 and 2021 — **49% more** people than the estimated number of motor-vehicle fatalities in 2021.^{9,10}

1. Ahmad FB, Rossen LM, Sutton P. (2021) Provisional drug overdose death counts. National Center for Health Statistics. <https://www.cdc.gov/nchs/nvss/vsrr/drug-overdose-data.htm>

2. See footnote 1

3. National Institute on Drug Abuse. (2020). Ohio Opioid-Involved Deaths and Related Harms. NIDA <https://www.drugabuse.gov/drug-topics/opioids/opioid-summaries-by-state/ohio-opioid-involved-deaths-related-harms>

4. Economic Cost of Opioid Use Disorder and Fatal Overdose, 2017 (2020). Centers for Disease Control and Prevention. <https://wisqars-viz.cdc.gov:9002/>

5. Hah, J. M., Bateman, B. T., Ratliff, J., Curtin, C., & Sun, E. (2017). Chronic Opioid Use After Surgery: Implications for Perioperative Management in the Face of the Opioid Epidemic. *Anesthesia and Analgesia*, 125(5), 1733–1740. <https://doi.org/10.1213/ANE.0000000000002458>

6. Bicket M, et al. "Prescription opioid oversupply following orthopedic surgery: A prospective cohort study." American Pain Society annual scientific meeting 2017. [https://www.jpain.org/article/S1526-5900\(17\)30157-8/pdf](https://www.jpain.org/article/S1526-5900(17)30157-8/pdf).

7. Substance Abuse and Mental Health Services Administration. (2020). Key substance use and mental health indicators in the United States: Results from the 2019 National Survey on Drug Use and Health. HHS Publication No. PEP20-07-01-001, NSDUH Series H-55. <https://www.samhsa.gov/data/sites/default/files/reports/rpt29393/2019NSDUHFRPDFWHTM/2019NSDUHFR1PDFW090120.pdf>

8. See footnote 1

9. See footnote 1

10. National Safety Council. (2021). Preliminary Monthly Estimate. Injury Facts. <https://injuryfacts.nsc.org/motor-vehicle/overview/preliminary-monthly-estimates/>



Oklahoma's Opioid Crisis

*How the opioid epidemic has continued
to impact the people of Oklahoma*

STATE FACTS



350 DEATHS

or 44% of total overdose deaths involved opioids between June 2020 and 2021.¹



A 29% INCREASE

in opioid overdose deaths was reported between June 2019 and 2021.²



79.1 OPIOID PRESCRIPTIONS

were written for every 100 persons in Oklahoma in 2018.³



\$2,603 PER CAPITA

was spent on opioid use disorder overdoses in 2017.⁴

NATIONAL DATA



3.75 MILLION

or 9.2% of patients go on to long-term opioid use after a low-risk surgery (e.g. inguinal hernia repair, knee arthroscopy.)⁵



80 PILLS

is the average amount of opioids that patients receive after orthopedic surgery whether they need them or not.⁶



9.7 MILLION

people misused prescription pain relievers in 2019.⁷

OVER 101,000 DEATHS

from a drug-related overdose were reported in one year's time ending in June 2021. This is the highest number of overdose deaths ever recorded in a 12-month period.⁸

OVER 76,000 PEOPLE

died of an opioid overdose between June 2020 and 2021 — **49% more** people than the estimated number of motor-vehicle fatalities in 2021.^{9,10}

1. Ahmad FB, Rossen LM, Sutton P. (2021) Provisional drug overdose death counts. National Center for Health Statistics. <https://www.cdc.gov/nchs/nvss/vsrr/drug-overdose-data.htm>

2. See footnote 1

3. National Institute on Drug Abuse. (2020). Oklahoma Opioid-Involved Deaths and Related Harms. NIDA <https://www.drugabuse.gov/drug-topics/opioids/opioid-summaries-by-state/oklahoma-opioid-involved-deaths-related-harms>

4. Economic Cost of Opioid Use Disorder and Fatal Overdose, 2017 (2020). Centers for Disease Control and Prevention. <https://wisqars-viz.cdc.gov:9002/>

5. Hah, J. M., Bateman, B. T., Ratliff, J., Curtin, C., & Sun, E. (2017). Chronic Opioid Use After Surgery: Implications for Perioperative Management in the Face of the Opioid Epidemic. *Anesthesia and Analgesia*, 125(5), 1733–1740. <https://doi.org/10.1213/ANE.0000000000002458>

6. Bicket M, et al. "Prescription opioid oversupply following orthopedic surgery: A prospective cohort study." American Pain Society annual scientific meeting 2017. [https://www.jpain.org/article/S1526-5900\(17\)30157-8/pdf](https://www.jpain.org/article/S1526-5900(17)30157-8/pdf).

7. Substance Abuse and Mental Health Services Administration. (2020). Key substance use and mental health indicators in the United States: Results from the 2019 National Survey on Drug Use and Health. HHS Publication No. PEP20-07-01-001, NSDUH Series H-55. <https://www.samhsa.gov/data/sites/default/files/reports/rpt29393/2019NSDUHFRPDFWHTM/2019NSDUHFR1PDFW090120.pdf>

8. See footnote 1

9. See footnote 1

10. National Safety Council. (2021). Preliminary Monthly Estimate. Injury Facts. <https://injuryfacts.nsc.org/motor-vehicle/overview/preliminary-monthly-estimates/>



Oregon's Opioid Crisis

How the opioid epidemic has continued to impact the people of Oregon

STATE FACTS



639 DEATHS

or 64% of total overdose deaths involved opioids between June 2020 and 2021.¹



A 56% INCREASE

in opioid overdose deaths was reported between June 2019 and 2021.²



57.3 OPIOID PRESCRIPTIONS

were written for every 100 persons in Oregon in 2018.³



\$2,935 PER CAPITA

was spent on opioid use disorder overdoses in 2017.⁴

NATIONAL DATA



3.75 MILLION

or 9.2% of patients go on to long-term opioid use after a low-risk surgery (e.g. inguinal hernia repair, knee arthroscopy.)⁵



80 PILLS

is the average amount of opioids that patients receive after orthopedic surgery whether they need them or not.⁶



9.7 MILLION

people misused prescription pain relievers in 2019.⁷

OVER 101,000 DEATHS

from a drug-related overdose were reported in one year's time ending in June 2021. This is the highest number of overdose deaths ever recorded in a 12-month period.⁸

OVER 76,000 PEOPLE

died of an opioid overdose between June 2020 and 2021 — **49% more** people than the estimated number of motor-vehicle fatalities in 2021.^{9,10}

1. Ahmad FB, Rossen LM, Sutton P. (2021) Provisional drug overdose death counts. National Center for Health Statistics. <https://www.cdc.gov/nchs/nvss/vsrr/drug-overdose-data.htm>

2. See footnote 1

3. National Institute on Drug Abuse. (2020). Oregon Opioid-Involved Deaths and Related Harms. NIDA <https://www.drugabuse.gov/drug-topics/opioids/opioid-summaries-by-state/oregon-opioid-involved-deaths-related-harms>

4. Economic Cost of Opioid Use Disorder and Fatal Overdose, 2017 (2020). Centers for Disease Control and Prevention. <https://wisqars-viz.cdc.gov:9002/>

5. Hah, J. M., Bateman, B. T., Ratliff, J., Curtin, C., & Sun, E. (2017). Chronic Opioid Use After Surgery: Implications for Perioperative Management in the Face of the Opioid Epidemic. *Anesthesia and Analgesia*, 125(5), 1733–1740. <https://doi.org/10.1213/ANE.0000000000002458>

6. Bicket M, et al. "Prescription opioid oversupply following orthopedic surgery: A prospective cohort study." American Pain Society annual scientific meeting 2017. [https://www.jpain.org/article/S1526-5900\(17\)30157-8/pdf](https://www.jpain.org/article/S1526-5900(17)30157-8/pdf).

7. Substance Abuse and Mental Health Services Administration. (2020). Key substance use and mental health indicators in the United States: Results from the 2019 National Survey on Drug Use and Health. HHS Publication No. PE20-07-01-001, NSDUH Series H-55. <https://www.samhsa.gov/data/sites/default/files/reports/rpt29393/2019NSDUHFRPDFWHTM/2019NSDUHFR1PDFW090120.pdf>

8. See footnote 1

9. See footnote 1

10. National Safety Council. (2021). Preliminary Monthly Estimate. Injury Facts. <https://injuryfacts.nsc.org/motor-vehicle/overview/preliminary-monthly-estimates/>



Pennsylvania's Opioid Crisis


*How the opioid epidemic has continued
to impact the people of Pennsylvania*

STATE FACTS



5,460 DEATHS

were attributed to a
drug overdose between
June 2020 and 2021.¹



A 9% INCREASE

in overdose deaths was
reported between June 2019
and 2021.²



**49.9 OPIOID
PRESCRIPTIONS**

were written for every 100
persons in Pennsylvania in
2018.³

NATIONAL DATA



3.75 MILLION

or 9.2% of patients go on
to long-term opioid use
after a low-risk surgery
(e.g. inguinal hernia repair,
knee arthroscopy.)⁴



80 PILLS

is the average amount of
opioids that patients receive
after orthopedic surgery
whether they need them or
not.⁵

Rx

9.7 MILLION

people misused
prescription pain relievers
in 2019.⁶

OVER 101,000 DEATHS

from a drug-related overdose were reported
in one year's time ending in June 2021. This
is the highest number of overdose deaths
ever recorded in a 12-month period.⁷

OVER 76,000 PEOPLE

died of an opioid overdose between
June 2020 and 2021 — **49% more**
people than the estimated number
of motor-vehicle fatalities in 2021.^{8,9}

1. Ahmad FB, Rossen LM, Sutton P. (2021) Provisional drug overdose death counts. National Center for Health Statistics. <https://www.cdc.gov/nchs/nvss/vsrr/drug-overdose-data.htm>

2. See footnote 1

3. National Institute on Drug Abuse. (2020). Pennsylvania: Opioid-Involved Deaths and Related Harms. NIDA. <https://www.drugabuse.gov/drug-topics/opioids/opioid-summaries-by-state/pennsylvania-opioid-involved-deaths-related-harms>

4. Hah, J. M., Bateman, B. T., Ratliff, J., Curtin, C., & Sun, E. (2017). Chronic Opioid Use After Surgery: Implications for Perioperative Management in the Face of the Opioid Epidemic. *Anesthesia and Analgesia*, 125(5), 1733–1740. <https://doi.org/10.1213/ANE.0000000000002458>

5. Bicket M, et al. "Prescription opioid oversupply following orthopedic surgery: A prospective cohort study." American Pain Society annual scientific meeting 2017. [https://www.jpain.org/article/S1526-5900\(17\)30157-8/pdf](https://www.jpain.org/article/S1526-5900(17)30157-8/pdf).

6. Substance Abuse and Mental Health Services Administration. (2020). Key substance use and mental health indicators in the United States: Results from the 2019 National Survey on Drug Use and Health. HHS Publication No. PEP20-07-01-001, NSDUH Series H-55. <https://www.samhsa.gov/data/sites/default/files/reports/rpt29393/2019NSDUHFFR1PDFWHTML/2019NSDUHFFR1PDFW090120.pdf>

7. See footnote 1

8. See footnote 1

9. National Safety Council. (2021). *Preliminary Monthly Estimate*. Injury Facts. <https://injuryfacts.nsc.org/motor-vehicle/overview/preliminary-monthly-estimates/>



Rhode Island's Opioid Crisis

How the opioid epidemic has continued to impact the people of Rhode Island

STATE FACTS



347 DEATHS

or 84% of total overdose deaths involved opioids between June 2020 and 2021.¹



A 16% INCREASE

in opioid overdose deaths was reported between June 2019 and 2021.²



43 OPIOID

PRESCRIPTIONS

were written for every 100 persons in Rhode Island in 2018.³



\$4,271 PER CAPITA

was spent on opioid use disorder overdoses in 2017 - 36% more than the national rate.⁴

NATIONAL DATA



3.75 MILLION

or 9.2% of patients go on to long-term opioid use after a low-risk surgery (e.g. inguinal hernia repair, knee arthroscopy.)⁵



80 PILLS

is the average amount of opioids that patients receive after orthopedic surgery whether they need them or not.⁶



9.7 MILLION

people misused prescription pain relievers in 2019.⁷

OVER 101,000 DEATHS

from a drug-related overdose were reported in one year's time ending in June 2021. This is the highest number of overdose deaths ever recorded in a 12-month period.⁸

OVER 76,000 PEOPLE

died of an opioid overdose between June 2020 and 2021 — **49% more** people than the estimated number of motor-vehicle fatalities in 2021.^{9,10}

1. Ahmad FB, Rossen LM, Sutton P. (2021) Provisional drug overdose death counts. National Center for Health Statistics. <https://www.cdc.gov/nchs/nvss/vsrr/drug-overdose-data.htm>

2. See footnote 1

3. National Institute on Drug Abuse. (2020). Rhode Island Opioid-Involved Deaths and Related Harms. NIDA <https://www.drugabuse.gov/drug-topics/opioids/opioid-summaries-by-state/rhode-island-opioid-involved-deaths-related-harms>

4. Economic Cost of Opioid Use Disorder and Fatal Overdose, 2017 (2020). Centers for Disease Control and Prevention. <https://wisqars-viz.cdc.gov:9002/>

5. Hah, J. M., Bateman, B. T., Ratliff, J., Curtin, C., & Sun, E. (2017). Chronic Opioid Use After Surgery: Implications for Perioperative Management in the Face of the Opioid Epidemic. *Anesthesia and Analgesia*, 125(5), 1733–1740. <https://doi.org/10.1213/ANE.0000000000002458>

6. Bicket M, et al. "Prescription opioid oversupply following orthopedic surgery: A prospective cohort study." American Pain Society annual scientific meeting 2017. [https://www.jpain.org/article/S1526-5900\(17\)30157-8/pdf](https://www.jpain.org/article/S1526-5900(17)30157-8/pdf).

7. Substance Abuse and Mental Health Services Administration. (2020). Key substance use and mental health indicators in the United States: Results from the 2019 National Survey on Drug Use and Health. HHS Publication No. PEP20-07-01-001, NSDUH Series H-55. <https://www.samhsa.gov/data/sites/default/files/reports/rpt29393/2019NSDUHFRPDFWHTML/2019NSDUHFR1PDFW090120.pdf>

8. See footnote 1

9. See footnote 1

10. National Safety Council. (2021). Preliminary Monthly Estimate. Injury Facts. <https://injuryfacts.nsc.org/motor-vehicle/overview/preliminary-monthly-estimates/>



South Carolina's Opioid Crisis

How the opioid epidemic has continued to impact the people of South Carolina

STATE FACTS



1,558 DEATHS

or 81% of total overdose deaths involved opioids between June 2020 and 2021.¹



A 33% INCREASE

in opioid overdose deaths was reported between June 2019 and 2021.²



69.2 OPIOID PRESCRIPTIONS

were written for every 100 persons in South Carolina in 2018.³



\$3,351 PER CAPITA

was spent on opioid use disorder overdoses in 2017 - 7% more than the national rate.⁴

NATIONAL DATA



3.75 MILLION

or 9.2% of patients go on to long-term opioid use after a low-risk surgery (e.g. inguinal hernia repair, knee arthroscopy.)⁵



80 PILLS

is the average amount of opioids that patients receive after orthopedic surgery whether they need them or not.⁶



9.7 MILLION

people misused prescription pain relievers in 2019.⁷

OVER 101,000 DEATHS

from a drug-related overdose were reported in one year's time ending in June 2021. This is the highest number of overdose deaths ever recorded in a 12-month period.⁸

OVER 76,000 PEOPLE

died of an opioid overdose between June 2020 and 2021 — **49% more** people than the estimated number of motor-vehicle fatalities in 2020.^{9,10}

1. Ahmad FB, Rossen LM, Sutton P. (2021) Provisional drug overdose death counts. National Center for Health Statistics. <https://www.cdc.gov/nchs/nvss/vsrr/drug-overdose-data.htm>

2. See footnote 1

3. National Institute on Drug Abuse. (2020). South Carolina Opioid-Involved Deaths and Related Harms. NIDA <https://www.drugabuse.gov/drug-topics/opioids/opioid-summaries-by-state/south-carolina-opioid-involved-deaths-related-harms>

4. Economic Cost of Opioid Use Disorder and Fatal Overdose, 2017 (2020). Centers for Disease Control and Prevention. <https://wisqars-viz.cdc.gov:9002/>

5. Hah, J. M., Bateman, B. T., Ratliff, J., Curtin, C., & Sun, E. (2017). Chronic Opioid Use After Surgery: Implications for Perioperative Management in the Face of the Opioid Epidemic. *Anesthesia and Analgesia*, 125(5), 1733–1740. <https://doi.org/10.1213/ANE.0000000000002458>

6. Bicket M, et al. "Prescription opioid oversupply following orthopedic surgery: A prospective cohort study." American Pain Society annual scientific meeting 2017. [https://www.jpain.org/article/S1526-5900\(17\)30157-8/pdf](https://www.jpain.org/article/S1526-5900(17)30157-8/pdf).

7. Substance Abuse and Mental Health Services Administration. (2020). Key substance use and mental health indicators in the United States: Results from the 2019 National Survey on Drug Use and Health. HHS Publication No. PEP20-07-01-001, NSDUH Series H-55. <https://www.samhsa.gov/data/sites/default/files/reports/rpt29393/2019NSDUHFRPDFWHTML/2019NSDUHFR1PDFW090120.pdf>

8. See footnote 1

9. See footnote 1

10. National Safety Council. (2020). Preliminary Monthly Estimate. Injury Facts. <https://injuryfacts.nsc.org/motor-vehicle/overview/preliminary-monthly-estimates/>



South Dakota's Opioid Crisis


How the opioid epidemic has continued to impact the people of South Dakota

STATE FACTS



34 DEATHS

were attributed to an opioid overdose between June 2020 and 2021.¹



46% OF TOTAL OVERDOSES

involved opioids between June 2020 and 2021.²



42.6 OPIOID PRESCRIPTIONS

were written for every 100 persons in South Dakota in 2018.³

NATIONAL DATA



3.75 MILLION

or 9.2% of patients go on to long-term opioid use after a low-risk surgery (e.g. inguinal hernia repair, knee arthroscopy.)⁴



80 PILLS

is the average amount of opioids that patients receive after orthopedic surgery whether they need them or not.⁵



9.7 MILLION

people misused prescription pain relievers in 2019.⁶

OVER 101,000 DEATHS

from a drug-related overdose were reported in one year's time ending in June 2021. This is the highest number of overdose deaths ever recorded in a 12-month period.⁷

OVER 76,000 PEOPLE

died of an opioid overdose between June 2020 and 2021 — **49% more** people than the estimated number of motor-vehicle fatalities in 2021.^{8,9}

1. Ahmad FB, Rossen LM, Sutton P. (2021) Provisional drug overdose death counts. National Center for Health Statistics. <https://www.cdc.gov/nchs/nvss/vsrr/drug-overdose-data.htm>

2. See footnote 1

3. National Institute on Drug Abuse. (2020). South Dakota Opioid-Involved Deaths and Related Harms. NIDA. <https://www.drugabuse.gov/drug-topics/opioids/opioid-summaries-by-state/south-dakota-opioid-involved-deaths-related-harms>

4. Hah, J. M., Bateman, B. T., Ratliff, J., Curtin, C., & Sun, E. (2017). Chronic Opioid Use After Surgery: Implications for Perioperative Management in the Face of the Opioid Epidemic. *Anesthesia and Analgesia*, 125(5), 1733–1740. <https://doi.org/10.1213/ANE.0000000000002458>

5. Bicket M, et al. "Prescription opioid oversupply following orthopedic surgery: A prospective cohort study." American Pain Society annual scientific meeting 2017. [https://www.jpain.org/article/S1526-5900\(17\)30157-8/pdf](https://www.jpain.org/article/S1526-5900(17)30157-8/pdf).

6. Substance Abuse and Mental Health Services Administration. (2020). Key substance use and mental health indicators in the United States: Results from the 2019 National Survey on Drug Use and Health. HHS Publication No. PEP20-07-01-001, NSDUH Series H-55. <https://www.samhsa.gov/data/sites/default/files/reports/rpt29393/2019NSDUHFFR1PDFWHTML/2019NSDUHFFR1PDFW090120.pdf>

7. See footnote 1

8. See footnote 1

9. National Safety Council. (2021). *Preliminary Monthly Estimate*. Injury Facts. <https://injuryfacts.nsc.org/motor-vehicle/overview/preliminary-monthly-estimates/>



Tennessee's Opioid Crisis

*How the opioid epidemic has continued
to impact the people of Tennessee*

STATE FACTS



2,837 DEATHS

or 79% of total overdose deaths involved opioids between June 2020 and 2021.¹



A 38% INCREASE

in opioid overdose deaths was reported between June 2019 and 2021.²



**81.8 OPIOID
PRESCRIPTIONS**

were written for every 100 persons in Tennessee in 2018.³



\$3,631 PER CAPITA

was spent on opioid use disorder overdoses in 2017 - 16% more than the national rate.⁴

NATIONAL DATA



3.75 MILLION

or 9.2% of patients go on to long-term opioid use after a low-risk surgery (e.g. inguinal hernia repair, knee arthroscopy.)⁵



80 PILLS

is the average amount of opioids that patients receive after orthopedic surgery whether they need them or not.⁶



9.7 MILLION

people misused prescription pain relievers in 2019.⁷

OVER 101,000 DEATHS

from a drug-related overdose were reported in one year's time ending in June 2021. This is the highest number of overdose deaths ever recorded in a 12-month period.⁸

OVER 76,000 PEOPLE

died of an opioid overdose between June 2020 and 2021 — **49% more** people than the estimated number of motor-vehicle fatalities in 2021.^{9,10}

1. Ahmad FB, Rossen LM, Sutton P. (2021) Provisional drug overdose death counts. National Center for Health Statistics. <https://www.cdc.gov/nchs/nvss/vsrr/drug-overdose-data.htm>

2. See footnote 1

3. National Institute on Drug Abuse. (2020). Tennessee Opioid-Involved Deaths and Related Harms. NIDA <https://www.drugabuse.gov/drug-topics/opioids/opioid-summaries-by-state/tennessee-opioid-involved-deaths-related-harms>

4. Economic Cost of Opioid Use Disorder and Fatal Overdose, 2017 (2020). Centers for Disease Control and Prevention. <https://wisqars-viz.cdc.gov:9002/>

5. Hah, J. M., Bateman, B. T., Ratliff, J., Curtin, C., & Sun, E. (2017). Chronic Opioid Use After Surgery: Implications for Perioperative Management in the Face of the Opioid Epidemic. *Anesthesia and Analgesia*, 125(5), 1733–1740. <https://doi.org/10.1213/ANE.0000000000002458>

6. Bicket M, et al. "Prescription opioid oversupply following orthopedic surgery: A prospective cohort study." American Pain Society annual scientific meeting 2017. [https://www.jpain.org/article/S1526-5900\(17\)30157-8/pdf](https://www.jpain.org/article/S1526-5900(17)30157-8/pdf).

7. Substance Abuse and Mental Health Services Administration. (2020). Key substance use and mental health indicators in the United States: Results from the 2019 National Survey on Drug Use and Health. HHS Publication No. PE20-07-01-001, NSDUH Series H-55. <https://www.samhsa.gov/data/sites/default/files/reports/rpt29393/2019NSDUHFRPDFWHTM/2019NSDUHFR1PDFW090120.pdf>

8. See footnote 1

9. See footnote 1

10. National Safety Council. (2021). Preliminary Monthly Estimate. Injury Facts. <https://injuryfacts.nsc.org/motor-vehicle/overview/preliminary-monthly-estimates/>



Texas' Opioid Crisis

*How the opioid epidemic has continued
to impact the people of Texas*

STATE FACTS



2,680 DEATHS

or 54% of total overdose deaths involved opioids between June 2020 and 2021.¹



A 50% INCREASE

in opioid overdose deaths was reported between June 2019 and 2021.²



47.2 OPIOID PRESCRIPTIONS

were written for every 100 persons in Texas in 2018.³



\$1,736 PER CAPITA

was spent on opioid use disorder overdoses in 2017.⁴

NATIONAL DATA



3.75 MILLION

or 9.2% of patients go on to long-term opioid use after a low-risk surgery (e.g. inguinal hernia repair, knee arthroscopy.)⁵



80 PILLS

is the average amount of opioids that patients receive after orthopedic surgery whether they need them or not.⁶



9.7 MILLION

people misused prescription pain relievers in 2019.⁷

OVER 101,000 DEATHS

from a drug-related overdose were reported in one year's time ending in June 2021. This is the highest number of overdose deaths ever recorded in a 12-month period.⁸

OVER 76,000 PEOPLE

died of an opioid overdose between June 2020 and 2021 — **49% more** people than the estimated number of motor-vehicle fatalities in 2021.^{9,10}

1. Ahmad FB, Rossen LM, Sutton P. (2021) Provisional drug overdose death counts. National Center for Health Statistics. <https://www.cdc.gov/nchs/nvss/vsrr/drug-overdose-data.htm>

2. See footnote 1

3. National Institute on Drug Abuse. (2020). Texas Opioid-Involved Deaths and Related Harms. NIDA <https://www.drugabuse.gov/drug-topics/opioids/opioid-summaries-by-state/texas-opioid-involved-deaths-related-harms>

4. Economic Cost of Opioid Use Disorder and Fatal Overdose, 2017 (2020). Centers for Disease Control and Prevention. <https://wisqars-viz.cdc.gov:9002/>

5. Hah, J. M., Bateman, B. T., Ratliff, J., Curtin, C., & Sun, E. (2017). Chronic Opioid Use After Surgery: Implications for Perioperative Management in the Face of the Opioid Epidemic. *Anesthesia and Analgesia*, 125(5), 1733–1740. <https://doi.org/10.1213/ANE.0000000000002458>

6. Bicket M, et al. "Prescription opioid oversupply following orthopedic surgery: A prospective cohort study." American Pain Society annual scientific meeting 2017. [https://www.jpain.org/article/S1526-5900\(17\)30157-8/pdf](https://www.jpain.org/article/S1526-5900(17)30157-8/pdf).

7. Substance Abuse and Mental Health Services Administration. (2020). Key substance use and mental health indicators in the United States: Results from the 2019 National Survey on Drug Use and Health. HHS Publication No. PE20-07-01-001, NSDUH Series H-55. <https://www.samhsa.gov/data/sites/default/files/reports/rpt29393/2019NSDUHFRPDFWHTML/2019NSDUHFR1PDFW090120.pdf>

8. See footnote 1

9. See footnote 1

10. National Safety Council. (2021). Preliminary Monthly Estimate. Injury Facts. <https://injuryfacts.nsc.org/motor-vehicle/overview/preliminary-monthly-estimates/>

Utah's Opioid Crisis

How the opioid epidemic has continued to impact the people of Utah



STATE FACTS



453 DEATHS

or 66% of total overdose deaths involved opioids between June 2020 and 2021.¹



A 10% INCREASE

in opioid overdose deaths was reported between June 2019 and 2021.²



57.1 OPIOID PRESCRIPTIONS

were written for every 100 persons in Utah in 2018.³



\$3,837 PER CAPITA

was spent on opioid use disorder overdoses in 2017 - 22% more than the national rate.⁴

NATIONAL DATA



3.75 MILLION

or 9.2% of patients go on to long-term opioid use after a low-risk surgery (e.g. inguinal hernia repair, knee arthroscopy.)⁵



80 PILLS

is the average amount of opioids that patients receive after orthopedic surgery whether they need them or not.⁶



9.7 MILLION

people misused prescription pain relievers in 2019.⁷

OVER 101,000 DEATHS

from a drug-related overdose were reported in one year's time ending in June 2021. This is the highest number of overdose deaths ever recorded in a 12-month period.⁸

OVER 76,000 PEOPLE

died of an opioid overdose between June 2020 and 2021 — **49% more** people than the estimated number of motor-vehicle fatalities in 2021.^{9,10}

1. Ahmad FB, Rossen LM, Sutton P. (2021) Provisional drug overdose death counts. National Center for Health Statistics. <https://www.cdc.gov/nchs/nvss/vsrr/drug-overdose-data.htm>

2. See footnote 1

3. National Institute on Drug Abuse. (2020). Utah Opioid-Involved Deaths and Related Harms. NIDA <https://www.drugabuse.gov/drug-topics/opioids/opioid-summaries-by-state/utah-opioid-involved-deaths-related-harms>

4. Economic Cost of Opioid Use Disorder and Fatal Overdose, 2017 (2020). Centers for Disease Control and Prevention. <https://wisqars-viz.cdc.gov:9002/>

5. Hah, J. M., Bateman, B. T., Ratliff, J., Curtin, C., & Sun, E. (2017). Chronic Opioid Use After Surgery: Implications for Perioperative Management in the Face of the Opioid Epidemic. *Anesthesia and Analgesia*, 125(5), 1733–1740. <https://doi.org/10.1213/ANE.0000000000002458>

6. Bicket M, et al. "Prescription opioid oversupply following orthopedic surgery: A prospective cohort study." American Pain Society annual scientific meeting 2017. [https://www.jpain.org/article/S1526-5900\(17\)30157-8/pdf](https://www.jpain.org/article/S1526-5900(17)30157-8/pdf).

7. Substance Abuse and Mental Health Services Administration. (2020). Key substance use and mental health indicators in the United States: Results from the 2019 National Survey on Drug Use and Health. HHS Publication No. PEP20-07-01-001, NSDUH Series H-55. <https://www.samhsa.gov/data/sites/default/files/reports/rpt29393/2019NSDUHFRPDFWHTML/2019NSDUHFR1PDFW090120.pdf>

8. See footnote 1

9. See footnote 1

10. National Safety Council. (2021). Preliminary Monthly Estimate. Injury Facts. <https://injuryfacts.nsc.org/motor-vehicle/overview/preliminary-monthly-estimates/>



Vermont's Opioid Crisis

How the opioid epidemic has continued to impact the people of Vermont

STATE FACTS



191 DEATHS

or 87% of total overdose deaths involved opioids between June 2020 and 2021.¹



A 66% INCREASE

in opioid overdose deaths was reported between June 2019 and 2021.²



42.4 OPIOID PRESCRIPTIONS

were written for every 100 persons in Vermont in 2018.³



\$3,884 PER CAPITA

was spent on opioid use disorder overdoses in 2017 - 24% more than the national rate.⁴

NATIONAL DATA



3.75 MILLION

or 9.2% of patients go on to long-term opioid use after a low-risk surgery (e.g. inguinal hernia repair, knee arthroscopy.)⁵



80 PILLS

is the average amount of opioids that patients receive after orthopedic surgery whether they need them or not.⁶



9.7 MILLION

people misused prescription pain relievers in 2019.⁷

OVER 101,000 DEATHS

from a drug-related overdose were reported in one year's time ending in June 2021. This is the highest number of overdose deaths ever recorded in a 12-month period.⁸

OVER 76,000 PEOPLE

died of an opioid overdose between June 2020 and 2021 — **49% more** people than the estimated number of motor-vehicle fatalities in 2021.^{9,10}

1. Ahmad FB, Rossen LM, Sutton P. (2021) Provisional drug overdose death counts. National Center for Health Statistics. <https://www.cdc.gov/nchs/nvss/vsrr/drug-overdose-data.htm>

2. See footnote 1

3. National Institute on Drug Abuse. (2020). Vermont Opioid-Involved Deaths and Related Harms. NIDA <https://www.drugabuse.gov/drug-topics/opioids/opioid-summaries-by-state/vermont-opioid-involved-deaths-related-harms>

4. Economic Cost of Opioid Use Disorder and Fatal Overdose, 2017 (2020). Centers for Disease Control and Prevention. <https://wisqars-viz.cdc.gov:9002/>

5. Hah, J. M., Bateman, B. T., Ratliff, J., Curtin, C., & Sun, E. (2017). Chronic Opioid Use After Surgery: Implications for Perioperative Management in the Face of the Opioid Epidemic. *Anesthesia and Analgesia*, 125(5), 1733–1740. <https://doi.org/10.1213/ANE.0000000000002458>

6. Bicket M, et al. "Prescription opioid oversupply following orthopedic surgery: A prospective cohort study." American Pain Society annual scientific meeting 2017. [https://www.jpain.org/article/S1526-5900\(17\)30157-8/pdf](https://www.jpain.org/article/S1526-5900(17)30157-8/pdf).

7. Substance Abuse and Mental Health Services Administration. (2020). Key substance use and mental health indicators in the United States: Results from the 2019 National Survey on Drug Use and Health. HHS Publication No. PEP20-07-01-001, NSDUH Series H-55. <https://www.samhsa.gov/data/sites/default/files/reports/rpt29393/2019NSDUHFRPDFWHTML/2019NSDUHFR1PDFW090120.pdf>

8. See footnote 1

9. See footnote 1

10. National Safety Council. (2021). Preliminary Monthly Estimate. Injury Facts. <https://injuryfacts.nsc.org/motor-vehicle/overview/preliminary-monthly-estimates/>



Virginia's Opioid Crisis

How the opioid epidemic has continued to impact the people of Virginia

STATE FACTS



1,699 DEATHS

or 84% of total overdose deaths involved opioids between June 2020 and 2021.¹



A 11% INCREASE

in opioid overdose deaths was reported between June 2019 and 2021.²



44.8 OPIOID PRESCRIPTIONS

were written for every 100 persons in Virginia in 2018.³



\$3,337 PER CAPITA

was spent on opioid use disorder overdoses in 2017 - 6.5% more than the national rate.⁴

NATIONAL DATA



3.75 MILLION

or 9.2% of patients go on to long-term opioid use after a low-risk surgery (e.g. inguinal hernia repair, knee arthroscopy.)⁵



80 PILLS

is the average amount of opioids that patients receive after orthopedic surgery whether they need them or not.⁶



9.7 MILLION

people misused prescription pain relievers in 2019.⁷

OVER 101,000 DEATHS

from a drug-related overdose were reported in one year's time ending in June 2021. This is the highest number of overdose deaths ever recorded in a 12-month period.⁸

OVER 76,000 PEOPLE

died of an opioid overdose between June 2020 and 2021 — **49% more** people than the estimated number of motor-vehicle fatalities in 2021.^{9,10}

1. Ahmad FB, Rossen LM, Sutton P. (2021) Provisional drug overdose death counts. National Center for Health Statistics. <https://www.cdc.gov/nchs/nvss/vsrr/drug-overdose-data.htm>

2. See footnote 1

3. National Institute on Drug Abuse. (2020). Virginia Opioid-Involved Deaths and Related Harms. NIDA <https://www.drugabuse.gov/drug-topics/opioids/opioid-summaries-by-state/virginia-opioid-involved-deaths-related-harms>

4. Economic Cost of Opioid Use Disorder and Fatal Overdose, 2017 (2020). Centers for Disease Control and Prevention. <https://wisqars-viz.cdc.gov:9002/>

5. Hah, J. M., Bateman, B. T., Ratliff, J., Curtin, C., & Sun, E. (2017). Chronic Opioid Use After Surgery: Implications for Perioperative Management in the Face of the Opioid Epidemic. *Anesthesia and Analgesia*, 125(5), 1733–1740. <https://doi.org/10.1213/ANE.0000000000002458>

6. Bicket M, et al. "Prescription opioid oversupply following orthopedic surgery: A prospective cohort study." American Pain Society annual scientific meeting 2017. [https://www.jpain.org/article/S1526-5900\(17\)30157-8/pdf](https://www.jpain.org/article/S1526-5900(17)30157-8/pdf).

7. Substance Abuse and Mental Health Services Administration. (2020). Key substance use and mental health indicators in the United States: Results from the 2019 National Survey on Drug Use and Health. HHS Publication No. PEP20-07-01-001, NSDUH Series H-55. <https://www.samhsa.gov/data/sites/default/files/reports/rpt29393/2019NSDUHFRPDFWHTM/2019NSDUHFR1PDFW090120.pdf>

8. See footnote 1

9. See footnote 1

10. National Safety Council. (2021). Preliminary Monthly Estimate. Injury Facts. <https://injuryfacts.nsc.org/motor-vehicle/overview/preliminary-monthly-estimates/>



Washington, D.C.'s Opioid Crisis

How the opioid epidemic has continued to impact the people of Washington, D.C.

STATE FACTS



403 DEATHS

or 80% of total overdose deaths involved opioids between June 2020 and 2021.¹



AN 8% INCREASE

in opioid overdose deaths was reported between June 2019 and 2021.²



25 OPIOID PRESCRIPTIONS

were written for every 100 persons in Washington, D.C. in 2018.³



\$4,698 PER CAPITA

was spent on opioid use disorder overdoses in 2017 - 50% more than the national rate.⁴

NATIONAL DATA



3.75 MILLION

or 9.2% of patients go on to long-term opioid use after a low-risk surgery (e.g. inguinal hernia repair, knee arthroscopy.)⁵



80 PILLS

is the average amount of opioids that patients receive after orthopedic surgery whether they need them or not.⁶



9.7 MILLION

people misused prescription pain relievers in 2019.⁷

OVER 101,000 DEATHS

from a drug-related overdose were reported in one year's time ending in June 2021. This is the highest number of overdose deaths ever recorded in a 12-month period.⁸

OVER 76,000 PEOPLE

died of an opioid overdose between June 2020 and 2021 — **49% more** people than the estimated number of motor-vehicle fatalities in 2021.^{9,10}

1. Ahmad FB, Rossen LM, Sutton P. (2021) Provisional drug overdose death counts. National Center for Health Statistics. <https://www.cdc.gov/nchs/nvss/vsrr/drug-overdose-data.htm>

2. See footnote 1

3. National Institute on Drug Abuse. (2020). Washington D.C. Opioid-Involved Deaths and Related Harms. NIDA. <https://www.drugabuse.gov/drug-topics/opioids/opioid-summaries-by-state/washington-dc-opioid-involved-deaths-related-harms>

4. Economic Cost of Opioid Use Disorder and Fatal Overdose, 2017 (2020). Centers for Disease Control and Prevention. <https://wisqars-viz.cdc.gov:9002/>

5. Hah, J. M., Bateman, B. T., Ratliff, J., Curtin, C., & Sun, E. (2017). Chronic Opioid Use After Surgery: Implications for Perioperative Management in the Face of the Opioid Epidemic. *Anesthesia and Analgesia*, 125(5), 1733–1740. <https://doi.org/10.1213/ANE.0000000000002458>

6. Bicket M, et al. "Prescription opioid oversupply following orthopedic surgery: A prospective cohort study." American Pain Society annual scientific meeting 2017. [https://www.jpain.org/article/S1526-5900\(17\)30157-8/pdf](https://www.jpain.org/article/S1526-5900(17)30157-8/pdf).

7. Substance Abuse and Mental Health Services Administration. (2020). Key substance use and mental health indicators in the United States: Results from the 2019 National Survey on Drug Use and Health. HHS Publication No. PE20-07-01-001, NSDUH Series H-55. <https://www.samhsa.gov/data/sites/default/files/reports/rpt29393/2019NSDUHFRPDFWHTM/2019NSDUHFR1PDFW090120.pdf>

8. See footnote 1

9. See footnote 1

10. National Safety Council. (2021). Preliminary Monthly Estimate. Injury Facts. <https://injuryfacts.nsc.org/motor-vehicle/overview/preliminary-monthly-estimates/>



Washington's Opioid Crisis

How the opioid epidemic has continued to impact the people of Washington

STATE FACTS



1,370 DEATHS

or 70% of total overdose deaths involved opioids between June 2020 and 2021.¹



A 38% INCREASE

in opioid overdose deaths was reported between June 2019 and 2021.²



49.3 OPIOID PRESCRIPTIONS

were written for every 100 persons in Washington in 2018.³



\$3,188 PER CAPITA

was spent on opioid use disorder overdoses in 2017 - 2% more than the national rate.⁴

NATIONAL DATA



3.75 MILLION

or 9.2% of patients go on to long-term opioid use after a low-risk surgery (e.g. inguinal hernia repair, knee arthroscopy.)⁵



80 PILLS

is the average amount of opioids that patients receive after orthopedic surgery whether they need them or not.⁶



9.7 MILLION

people misused prescription pain relievers in 2019.⁷

OVER 101,000 DEATHS

from a drug-related overdose were reported in one year's time ending in June 2021. This is the highest number of overdose deaths ever recorded in a 12-month period.⁸

OVER 76,000 PEOPLE

died of an opioid overdose between June 2020 and 2021 — **49% more** people than the estimated number of motor-vehicle fatalities in 2021.^{9,10}

1. Ahmad FB, Rossen LM, Sutton P. (2021) Provisional drug overdose death counts. National Center for Health Statistics. <https://www.cdc.gov/nchs/nvss/vsrr/drug-overdose-data.htm>

2. See footnote 1

3. National Institute on Drug Abuse. (2020). Washington Opioid-Involved Deaths and Related Harms. NIDA <https://www.drugabuse.gov/drug-topics/opioids/opioid-summaries-by-state/washington-opioid-involved-deaths-related-harms>

4. Economic Cost of Opioid Use Disorder and Fatal Overdose, 2017 (2020). Centers for Disease Control and Prevention. <https://wisqars-viz.cdc.gov:9002/>

5. Hah, J. M., Bateman, B. T., Ratliff, J., Curtin, C., & Sun, E. (2017). Chronic Opioid Use After Surgery: Implications for Perioperative Management in the Face of the Opioid Epidemic. *Anesthesia and Analgesia*, 125(5), 1733–1740. <https://doi.org/10.1213/ANE.0000000000002458>

6. Bicket M, et al. "Prescription opioid oversupply following orthopedic surgery: A prospective cohort study." American Pain Society annual scientific meeting 2017. [https://www.jpain.org/article/S1526-5900\(17\)30157-8/pdf](https://www.jpain.org/article/S1526-5900(17)30157-8/pdf).

7. Substance Abuse and Mental Health Services Administration. (2020). Key substance use and mental health indicators in the United States: Results from the 2019 National Survey on Drug Use and Health. HHS Publication No. PEP20-07-01-001, NSDUH Series H-55. <https://www.samhsa.gov/data/sites/default/files/reports/rpt29393/2019NSDUHFRPDFWHTM/2019NSDUHFR1PDFW090120.pdf>

8. See footnote 1

9. See footnote 1

10. National Safety Council. (2021). Preliminary Monthly Estimate. Injury Facts. <https://injuryfacts.nsc.org/motor-vehicle/overview/preliminary-monthly-estimates/>



West Virginia's Opioid Crisis

*How the opioid epidemic has continued
to impact the people of West Virginia*

STATE FACTS



1,308 DEATHS

or 85% of total overdose deaths involved opioids between June 2020 and 2021.¹



A 38% INCREASE

in opioid overdose deaths was reported between June 2019 and 2021.²



69.3 OPIOID PRESCRIPTIONS

were written for every 100 persons in West Virginia in 2018.³



\$7,247 PER CAPITA

was spent on opioid use disorder overdoses in 2017 - 131% more than the national rate.⁴

NATIONAL DATA



3.75 MILLION

or 9.2% of patients go on to long-term opioid use after a low-risk surgery (e.g. inguinal hernia repair, knee arthroscopy.)⁵



80 PILLS

is the average amount of opioids that patients receive after orthopedic surgery whether they need them or not.⁶



9.7 MILLION

people misused prescription pain relievers in 2019.⁷

OVER 101,000 DEATHS

from a drug-related overdose were reported in one year's time ending in June 2021. This is the highest number of overdose deaths ever recorded in a 12-month period.⁸

OVER 76,000 PEOPLE

died of an opioid overdose between June 2020 and 2021 — **49% more** people than the estimated number of motor-vehicle fatalities in 2021.^{9,10}

1. Ahmad FB, Rossen LM, Sutton P. (2021) Provisional drug overdose death counts. National Center for Health Statistics. <https://www.cdc.gov/nchs/nvss/vsrr/drug-overdose-data.htm>

2. See footnote 1

3. National Institute on Drug Abuse. (2020). West Virginia Opioid-Involved Deaths and Related Harms. NIDA <https://www.drugabuse.gov/drug-topics/opioids/opioid-summaries-by-state/west-virginia-opioid-involved-deaths-related-harms>

4. Economic Cost of Opioid Use Disorder and Fatal Overdose, 2017 (2020). Centers for Disease Control and Prevention. <https://wisqars-viz.cdc.gov:9002/>

5. Hah, J. M., Bateman, B. T., Ratliff, J., Curtin, C., & Sun, E. (2017). Chronic Opioid Use After Surgery: Implications for Perioperative Management in the Face of the Opioid Epidemic. *Anesthesia and Analgesia*, 125(5), 1733–1740. <https://doi.org/10.1213/ANE.0000000000002458>

6. Bicket M, et al. "Prescription opioid oversupply following orthopedic surgery: A prospective cohort study." American Pain Society annual scientific meeting 2017. [https://www.jpain.org/article/S1526-5900\(17\)30157-8/pdf](https://www.jpain.org/article/S1526-5900(17)30157-8/pdf).

7. Substance Abuse and Mental Health Services Administration. (2020). Key substance use and mental health indicators in the United States: Results from the 2019 National Survey on Drug Use and Health. HHS Publication No. PEP20-07-01-001, NSDUH Series H-55. <https://www.samhsa.gov/data/sites/default/files/reports/rpt29393/2019NSDUHFRPDFWHTML/2019NSDUHFR1PDFW090120.pdf>

8. See footnote 1

9. See footnote 1

10. National Safety Council. (2021). Preliminary Monthly Estimate. Injury Facts. <https://injuryfacts.nsc.org/motor-vehicle/overview/preliminary-monthly-estimates/>



Wisconsin's Opioid Crisis

*How the opioid epidemic has continued
to impact the people of Wisconsin*

STATE FACTS



1,324 DEATHS

or 82% of total overdose deaths involved opioids between June 2020 and 2021.¹



A 15% INCREASE

in opioid overdose deaths was reported between June 2019 and 2021.²



45.8 OPIOID PRESCRIPTIONS

were written for every 100 persons in Wisconsin in 2018.³



\$3,219 PER CAPITA

was spent on opioid use disorder overdoses in 2017- 3% more than the national rate.⁴⁴

NATIONAL DATA



3.75 MILLION

or 9.2% of patients go on to long-term opioid use after a low-risk surgery (e.g. inguinal hernia repair, knee arthroscopy.)⁵



80 PILLS

is the average amount of opioids that patients receive after orthopedic surgery whether they need them or not.⁶



9.7 MILLION

people misused prescription pain relievers in 2019.⁷

OVER 101,000 DEATHS

from a drug-related overdose were reported in one year's time ending in June 2021. This is the highest number of overdose deaths ever recorded in a 12-month period.⁸

OVER 76,000 PEOPLE

died of an opioid overdose between June 2020 and 2021 — **49% more** people than the estimated number of motor-vehicle fatalities in 2021.^{9,10}

1. Ahmad FB, Rossen LM, Sutton P. (2021) Provisional drug overdose death counts. National Center for Health Statistics. <https://www.cdc.gov/nchs/nvss/vsrr/drug-overdose-data.htm>

2. See footnote 1

3. National Institute on Drug Abuse. (2020). Wisconsin Opioid-Involved Deaths and Related Harms. NIDA <https://www.drugabuse.gov/drug-topics/opioids/opioid-summaries-by-state/wisconsin-opioid-involved-deaths-related-harms>

4. Economic Cost of Opioid Use Disorder and Fatal Overdose, 2017 (2020). Centers for Disease Control and Prevention. <https://wisqars-viz.cdc.gov:9002/>

5. Hah, J. M., Bateman, B. T., Ratliff, J., Curtin, C., & Sun, E. (2017). Chronic Opioid Use After Surgery: Implications for Perioperative Management in the Face of the Opioid Epidemic. *Anesthesia and Analgesia*, 125(5), 1733–1740. <https://doi.org/10.1213/ANE.0000000000002458>


6. Bicket M, et al. "Prescription opioid oversupply following orthopedic surgery: A prospective cohort study." American Pain Society annual scientific meeting 2017. [https://www.jpain.org/article/S1526-5900\(17\)30157-8/pdf](https://www.jpain.org/article/S1526-5900(17)30157-8/pdf).

7. Substance Abuse and Mental Health Services Administration. (2020). Key substance use and mental health indicators in the United States: Results from the 2019 National Survey on Drug Use and Health. HHS Publication No. PE20-07-01-001, NSDUH Series H-55. <https://www.samhsa.gov/data/sites/default/files/reports/rpt29393/2019NSDUHFRPDFWHTM/2019NSDUHFR1PDFW090120.pdf>

8. See footnote 1

9. See footnote 1

10. National Safety Council. (2021). Preliminary Monthly Estimate. Injury Facts. <https://injuryfacts.nsc.org/motor-vehicle/overview/preliminary-monthly-estimates/>



Wyoming's Opioid Crisis

How the opioid epidemic has continued to impact the people of Wyoming

STATE FACTS



62 DEATHS

or 59% of total overdose deaths involved opioids between June 2020 and 2021.¹



A 22% INCREASE

in opioid overdose deaths was reported between June 2019 and 2021.²



57.1 OPIOID PRESCRIPTIONS

were written for every 100 persons in Wyoming in 2018.³



\$1,701 PER CAPITA

was spent on opioid use disorder overdoses in 2017.⁴

NATIONAL DATA



3.75 MILLION

or 9.2% of patients go on to long-term opioid use after a low-risk surgery (e.g. inguinal hernia repair, knee arthroscopy.)⁵



80 PILLS

is the average amount of opioids that patients receive after orthopedic surgery whether they need them or not.⁶



9.7 MILLION

people misused prescription pain relievers in 2019.⁷

OVER 101,000 DEATHS

from a drug-related overdose were reported in one year's time ending in June 2021. This is the highest number of overdose deaths ever recorded in a 12-month period.⁸

OVER 76,000 PEOPLE

died of an opioid overdose between June 2020 and 2021 — **49% more** people than the estimated number of motor-vehicle fatalities in 2021.^{9,10}

1. Ahmad FB, Rossen LM, Sutton P. (2021) Provisional drug overdose death counts. National Center for Health Statistics. <https://www.cdc.gov/nchs/nvss/vsrr/drug-overdose-data.htm>

2. See footnote 1

3. National Institute on Drug Abuse. (2020). Wyoming Opioid-Involved Deaths and Related Harms. NIDA <https://www.drugabuse.gov/drug-topics/opioids/opioid-summaries-by-state/wyoming-opioid-involved-deaths-related-harms>

4. Economic Cost of Opioid Use Disorder and Fatal Overdose, 2017 (2020). Centers for Disease Control and Prevention. <https://wisqars-viz.cdc.gov:9002/>

5. Hah, J. M., Bateman, B. T., Ratliff, J., Curtin, C., & Sun, E. (2017). Chronic Opioid Use After Surgery: Implications for Perioperative Management in the Face of the Opioid Epidemic. *Anesthesia and Analgesia*, 125(5), 1733–1740. <https://doi.org/10.1213/ANE.0000000000002458>

6. Bicket M, et al. "Prescription opioid oversupply following orthopedic surgery: A prospective cohort study." American Pain Society annual scientific meeting 2017. [https://www.jpain.org/article/S1526-5900\(17\)30157-8/pdf](https://www.jpain.org/article/S1526-5900(17)30157-8/pdf).

7. Substance Abuse and Mental Health Services Administration. (2020). Key substance use and mental health indicators in the United States: Results from the 2019 National Survey on Drug Use and Health. HHS Publication No. PEP20-07-01-001, NSDUH Series H-55. <https://www.samhsa.gov/data/sites/default/files/reports/rpt29393/2019NSDUHFRPDFWHTML/2019NSDUHFR1PDFW090120.pdf>

8. See footnote 1

9. See footnote 1

10. National Safety Council. (2021). Preliminary Monthly Estimate. Injury Facts. <https://injuryfacts.nsc.org/motor-vehicle/overview/preliminary-monthly-estimates/>