



# Alabama's Opioid Crisis

*How the opioid epidemic has continued to impact the people of Alabama*

## State Facts



**794 Deaths**

or 67.5% of total overdose deaths involved opioids in 2024.<sup>1</sup>

**Rx**

**1.6 Million Claims**

or 5.69% of all Medicare Part D claims were for opioids in 2022 - an average of **97 per prescriber**.<sup>2</sup>



**71 Opioid Prescriptions**

were written for every 100 persons in Alabama in 2023 - the **second highest rate in the nation**.<sup>3</sup>



**22,891 Beneficiaries**

on Medicare Part D had Opioid Use Disorder in 2022.<sup>4</sup>

## National Data



**90%**

of surgical patients receive an opioid prescription following surgery annually.<sup>5</sup>



**194,447**

Medicare Part D beneficiaries received "high" or "extreme" amounts of prescription opioids in 2022.<sup>6</sup>



**1.1 Million**

Medicare beneficiaries suffered from Opioid Use Disorder in 2022.<sup>6</sup>



**\$33 Billion**

was the estimated cost to the Medicare program of Opioid Use Disorder in 2022.<sup>7</sup>

**Over 54,000 Americans**

died from an opioid-related drug overdose in 2024 - **68% of all overdoses** that year.<sup>8</sup>

**148 Americans Everyday**

were lost due to an opioid-related drug overdose in 2024.<sup>8</sup>

1. Centers for Disease Control and Prevention (2025). Provisional Drug Overdose Death Counts. <https://www.cdc.gov/nchs/nvss/vsrr/drug-overdose-data.htm>

2. Centers for Disease Control and Prevention (2024). Medicare Part D Opioid Prescribing Mapping Tool. <https://cms-oeda.maps.arcgis.com/apps/MapSeries/index.html?appid=5390718d875d4c049b1ac5976a9ff083>

3. Center for Disease Control and Prevention (2024). Opioid Dispensing Rate Maps. <https://www.cdc.gov/overdose-prevention/data-research/facts-stats/opioid-dispensing-rate-maps.html>

4. Office of the Inspector General (2023). The Consistently Low Percentage of Medicare Enrollees Receiving Medication to Treat Their Opioid Use Disorder Remains a Concern. <https://oig.hhs.gov/documents/evaluation/2722/OEI-02-23-00250-Complete%20Report.pdf>

5. Singh, K., Murali, A., Stevens, H., Vydiswaran, V. G. V., Bohnert, A., Brummett, C. M., & Fernandez, A. C. (2022). Predicting persistent opioid use after surgery using electronic health record and patient-reported data. *Surgery*, 172(1), 241–248. <https://doi.org/10.1016/j.surg.2022.01.008>

6. Office of the Inspector General (2023). The Consistently Low Percentage of Medicare Enrollees Receiving Medication to Treat Their Opioid Use Disorder Remains a Concern. <https://oig.hhs.gov/oei/reports/OEI-02-23-00250.pdf>

7. Desmarais, M. (2024). Opioid Use Disorder in the Medicare Fee-for-Service Program. The Moran Company, an HMA Company. <https://www.healthmanagement.com/insights/briefs-reports/economic-analysis-of-opioid-use-disorder-in-the-medicare-fee-for-service-program/>

8. Centers for Disease Control and Prevention (2025). Provisional Drug Overdose Death Counts. <https://www.cdc.gov/nchs/nvss/vsrr/drug-overdose-data.htm>



# Alaska's Opioid Crisis

*How the opioid epidemic has continued to impact the people of Alaska*

## State Facts



**276 Deaths**

or 81.4% of total overdose deaths involved opioids in 2024.<sup>1</sup>

**Rx**

**75,290 Claims**

or 4.4% of all Medicare Part D claims were for prescription opioids in 2022.<sup>2</sup>



**30.4 Opioid Prescriptions**

were written for every 100 persons in Alaska in 2023.<sup>3</sup>



**1,380 Beneficiaries**

on Medicare Part D had Opioid Use Disorder in 2022.<sup>4</sup>

## National Data



**90%**

of surgical patients receive an opioid prescription following surgery annually.<sup>5</sup>



**194,447**

Medicare Part D beneficiaries received "high" or "extreme" amounts of prescription opioids in 2022.<sup>6</sup>



**1.1 Million**

Medicare beneficiaries suffered from Opioid Use Disorder in 2022.<sup>6</sup>



**\$33 Billion**

was the estimated cost to the Medicare program of Opioid Use Disorder in 2022.<sup>7</sup>

**Over 54,000 Americans**

died from an opioid-related drug overdose in 2024 - **68% of all overdoses** that year.<sup>8</sup>

**148 Americans Everyday**

were lost due to an opioid-related drug overdose in 2024.<sup>8</sup>

1. Centers for Disease Control and Prevention (2025). Provisional Drug Overdose Death Counts. <https://www.cdc.gov/nchs/nvss/vsrr/drug-overdose-data.htm>

2. Centers for Disease Control and Prevention (2024). Medicare Part D Opioid Prescribing Mapping Tool. <https://cms-oeda.maps.arcgis.com/apps/MapSeries/index.html?appid=5390718d875d4c049b1ac5976a9ff083>

3. Center for Disease Control and Prevention (2024). Opioid Dispensing Rate Maps. <https://www.cdc.gov/overdose-prevention/data-research/facts-stats/opioid-dispensing-rate-maps.html>

4. Office of the Inspector General (2023). The Consistently Low Percentage of Medicare Enrollees Receiving Medication to Treat Their Opioid Use Disorder Remains a Concern. <https://oig.hhs.gov/documents/evaluation/2722/OEI-02-23-00250-Complete%20Report.pdf>

5. Singh, K., Murali, A., Stevens, H., Vydiswaran, V. G. V., Bohnert, A., Brummett, C. M., & Fernandez, A. C. (2022). Predicting persistent opioid use after surgery using electronic health record and patient-reported data. *Surgery*, 172(1), 241–248. <https://doi.org/10.1016/j.surg.2022.01.008>

6. Office of the Inspector General (2023). The Consistently Low Percentage of Medicare Enrollees Receiving Medication to Treat Their Opioid Use Disorder Remains a Concern. <https://oig.hhs.gov/oei/reports/OEI-02-23-00250.pdf>

7. Desmarais, M. (2024). Opioid Use Disorder in the Medicare Fee-for-Service Program. The Moran Company, an HMA Company. <https://www.healthmanagement.com/insights/briefs-reports/economic-analysis-of-opioid-use-disorder-in-the-medicare-fee-for-service-program/>

8. Centers for Disease Control and Prevention (2025). Provisional Drug Overdose Death Counts. <https://www.cdc.gov/nchs/nvss/vsrr/drug-overdose-data.htm>



# Arizona's Opioid Crisis

*How the opioid epidemic has continued to impact the people of Arizona*

## State Facts



**1,727 Deaths**

or 68% of total overdose deaths involved opioids in 2024.<sup>1</sup>

**Rx**

**32,686 Arizonans**

on Medicare had Opioid Use Disorder in 2022.<sup>2</sup>



**34.7 Opioid Prescriptions**

were written for every 100 persons in Arizona in 2023.<sup>3</sup>



**\$30.2 Million**

was the cost of Opioid Use Disorder on Arizona in 2023.<sup>4</sup>

## National Data



**90%**

of surgical patients receive an opioid prescription following surgery annually.<sup>5</sup>



**194,447**

Medicare Part D beneficiaries received "high" or "extreme" amounts of prescription opioids in 2022.<sup>6</sup>



**1.1 Million**

Medicare beneficiaries suffered from Opioid Use Disorder in 2022.<sup>6</sup>



**\$33 Billion**

was the estimated cost to the Medicare program of Opioid Use Disorder in 2022.<sup>7</sup>

**Over 54,000 Americans**

died from an opioid-related drug overdose in 2024 - **68% of all overdoses** that year.<sup>8</sup>

**148 Americans Everyday**

were lost due to an opioid-related drug overdose in 2024.<sup>8</sup>

1. Centers for Disease Control and Prevention (2025). Provisional Drug Overdose Death Counts. <https://www.cdc.gov/nchs/nvss/vsrr/drug-overdose-data.htm>

2. Office of the Inspector General. The Consistently Low Percentage of Medicare Enrollees Receiving Medication to Treat Their Opioid Use Disorder Remains a Concern. December 2023, OEI-02-23-00250. <https://oig.hhs.gov/oei/reports/OEI-02-23-00250.pdf>

3. Center for Disease Control and Prevention (2024). Opioid Dispensing Rate Maps. <https://www.cdc.gov/overdose-prevention/data-research/facts-stats/opioid-dispensing-rate-maps.html>

4. Farley, Glenn and Brunner, Kamryn (2024). Arizona's Ongoing Fentanyl Crisis. <https://www.commonssenseinstituteus.org/arizona/research/crime-and-public-safety/arizonas-ongoing-fentanyl-crisis>

5. Singh, K., Murali, A., Stevens, H., Vydiswaran, V. G. V., Bohnert, A., Brummett, C. M., & Fernandez, A. C. (2022). Predicting persistent opioid use after surgery using electronic health record and patient-reported data. *Surgery*, 172(1), 241–248. <https://doi.org/10.1016/j.surg.2022.01.008>

6. Office of the Inspector General (2023). The Consistently Low Percentage of Medicare Enrollees Receiving Medication to Treat Their Opioid Use Disorder Remains a Concern. <https://oig.hhs.gov/oei/reports/OEI-02-23-00250.pdf>

7. Desmarais, M. (2024). Opioid Use Disorder in the Medicare Fee-for-Service Program. The Moran Company, an HMA Company. <https://www.healthmanagement.com/insights/briefs-reports/economic-analysis-of-opioid-use-disorder-in-the-medicare-fee-for-service-program/>

8. Centers for Disease Control and Prevention (2025). Provisional Drug Overdose Death Counts. <https://www.cdc.gov/nchs/nvss/vsrr/drug-overdose-data.htm>



# Arkansas' Opioid Crisis

*How the opioid epidemic has continued to impact the people of Arkansas*

## State Facts



### 160 Deaths

or 41.2% of total overdose deaths involved opioids in 2024.<sup>1</sup>

# Rx

### 923,690 Claims

or 5.1% of all Medicare Part D Claims were for prescription opioids in 2022 - **almost twice** the National Prescribing Rate.<sup>2</sup>



### 71.5 Opioid Prescriptions

were written for every 100 persons in Arkansas in 2023 - the **highest** prescribing rate in the country.<sup>3</sup>

## National Data



### 90%

of surgical patients receive an opioid prescription following surgery annually.<sup>4</sup>



### 194,447

Medicare Part D beneficiaries received "high" or "extreme" amounts of prescription opioids in 2022.<sup>5</sup>



### 1.1 Million

Medicare beneficiaries suffered from Opioid Use Disorder in 2022.<sup>5</sup>



### \$33 Billion

was the estimated cost to the Medicare program of Opioid Use Disorder in 2022.<sup>6</sup>

## Over 54,000 Americans

died from an opioid-related drug overdose in 2024 - **68% of all overdoses** that year.<sup>7</sup>

## 148 Americans Everyday

were lost due to an opioid-related drug overdose in 2024.<sup>7</sup>

1. Centers for Disease Control and Prevention (2025). Provisional Drug Overdose Death Counts. <https://www.cdc.gov/nchs/nvss/vsrr/drug-overdose-data.htm>

2. Centers for Disease Control and Prevention (2024). Medicare Part D Opioid Prescribing Mapping Tool. <https://cms-oeda.maps.arcgis.com/apps/MapSeries/index.html?appid=5390718d875d4c049b1ac5976a9ff083>


3. Center for Disease Control and Prevention (2024). Opioid Dispensing Rate Maps. <https://www.cdc.gov/overdose-prevention/data-research/facts-stats/opioid-dispensing-rate-maps.html>

4. Singh, K., Murali, A., Stevens, H., Vydiswaran, V. G. V., Bohnert, A., Brummett, C. M., & Fernandez, A. C. (2022). Predicting persistent opioid use after surgery using electronic health record and patient-reported data. *Surgery*, 172(1), 241–248. <https://doi.org/10.1016/j.surg.2022.01.008>

5. Office of the Inspector General. The Consistently Low Percentage of Medicare Enrollees Receiving Medication to Treat Their Opioid Use Disorder Remains a Concern. December 2023, OEI-02-23-00250. <https://oig.hhs.gov/oei/reports/OEI-02-23-00250.pdf>

6. Desmarais, M. (2024). Opioid Use Disorder in the Medicare Fee-for-Service Program. The Moran Company, an HMA Company. <https://www.healthmanagement.com/insights/briefs-reports/economic-analysis-of-opioid-use-disorder-in-the-medicare-fee-for-service-program/>

7. Centers for Disease Control and Prevention (2025). Provisional Drug Overdose Death Counts. <https://www.cdc.gov/nchs/nvss/vsrr/drug-overdose-data.htm>



# Colorado's Opioid Crisis

*How the opioid epidemic has continued to impact the people of Colorado*

## State Facts



**1,013 Deaths**

or 61.9% of total overdose deaths involved opioids in 2024.<sup>1</sup>



**930,569 Claims**

or 5% of all Medicare Part D claims were for opioids in 2022 - **over 40 claims per prescriber**.<sup>2</sup>



**32.4 Opioid Prescriptions**

were written for every 100 persons in Colorado in 2023.<sup>3</sup>



**\$22 Billion**

was the total estimated cost to Colorado of fatal opioid-related overdoses in 2023.<sup>4</sup>

## National Data



**90%**

of surgical patients receive an opioid prescription following surgery annually.<sup>5</sup>



**194,447**

Medicare Part D beneficiaries received "high" or "extreme" amounts of prescription opioids in 2022.<sup>6</sup>



**1.1 Million**

Medicare beneficiaries suffered from Opioid Use Disorder in 2022.<sup>6</sup>



**\$33 Billion**

was the estimated cost to the Medicare program of Opioid Use Disorder in 2022.<sup>7</sup>

**Over 54,000 Americans**

died from an opioid-related drug overdose in 2024 - **68% of all overdoses** that year.<sup>8</sup>

**148 Americans Everyday**

were lost due to an opioid-related drug overdose in 2024.<sup>8</sup>

1. Centers for Disease Control and Prevention (2025). Provisional Drug Overdose Death Counts. <https://www.cdc.gov/nchs/nvss/vsrr/drug-overdose-data.htm>

2. Centers for Disease Control and Prevention (2024). Medicare Part D Opioid Prescribing Mapping Tool. <https://cms-oeda.maps.arcgis.com/apps/MapSeries/index.html?appid=5390718d875d4c049b1ac5976a9ff083>

3. Center for Disease Control and Prevention (2024). Opioid Dispensing Rate Maps. <https://www.cdc.gov/overdose-prevention/data-research/facts-stats/opioid-dispensing-rate-maps.html>

4. Common Sense Institute Colorado (2024). Colorado's Fentanyl Problem and the Economic Costs. <file:///C:/Users/RachaelPratt/Downloads/CSI-Report-CO-Fentanyl-Report.pdf>

5. Singh, K., Murali, A., Stevens, H., Vydiswaran, V. G. V., Bohnert, A., Brummett, C. M., & Fernandez, A. C. (2022). Predicting persistent opioid use after surgery using electronic health record and patient-reported data. *Surgery*, 172(1), 241–248. <https://doi.org/10.1016/j.surg.2022.01.008>

6. Office of the Inspector General (2023). The Consistently Low Percentage of Medicare Enrollees Receiving Medication to Treat Their Opioid Use Disorder Remains a Concern. <https://oig.hhs.gov/oei/reports/OEI-02-23-00250.pdf>

7. Desmarais, M. (2024). Opioid Use Disorder in the Medicare Fee-for-Service Program. The Moran Company, an HMA Company. <https://www.healthmanagement.com/insights/briefs-reports/economic-analysis-of-opioid-use-disorder-in-the-medicare-fee-for-service-program/>

8. Centers for Disease Control and Prevention (2025). Provisional Drug Overdose Death Counts. <https://www.cdc.gov/nchs/nvss/vsrr/drug-overdose-data.htm>



# Connecticut's Opioid Crisis

*How the opioid epidemic has continued  
to impact the people of Connecticut*

## State Facts



**857 Deaths**

or 86% of total  
overdose deaths  
involved opioids in  
2024.<sup>1</sup>

**Rx**

**509,542 Claims**

or 3% of all Medicare Part D  
claims were for opioids in  
2022 - an average of **30 per  
prescriber**.<sup>2</sup>



**32.4 Opioid  
Prescriptions**

were written for every  
100 persons in  
Connecticut in 2023.<sup>3</sup>



**13,197  
Beneficiaries**

on Medicare Part D had  
Opioid Use Disorder in  
2022.<sup>4</sup>

## National Data



**90%**

of surgical patients  
receive an opioid  
prescription following  
surgery annually.<sup>5</sup>



**194,447**

Medicare Part D  
beneficiaries received  
"high" or "extreme"  
amounts of prescription  
opioids in 2022.<sup>6</sup>



**1.1 Million**

Medicare  
beneficiaries suffered  
from Opioid Use  
Disorder in 2022. <sup>6</sup>



**\$33 Billion**

was the estimated cost  
to the Medicare  
program of Opioid Use  
Disorder in 2022.<sup>7</sup>

**Over 54,000 Americans**

died from an opioid-related drug overdose  
in 2024 - **68% of all overdoses** that year.<sup>8</sup>

**148 Americans Everyday**

were lost due to an opioid-related drug  
overdose in 2024.<sup>8</sup>

1. Centers for Disease Control and Prevention (2025). Provisional Drug Overdose Death Counts. <https://www.cdc.gov/nchs/nvss/vsrr/drug-overdose-data.htm>

2. Centers for Disease Control and Prevention (2024). Medicare Part D Opioid Prescribing Mapping Tool. <https://cms-oeda.maps.arcgis.com/apps/MapSeries/index.html?appid=5390718d875d4c049b1ac5976a9ff083>

3. Center for Disease Control and Prevention (2024). Opioid Dispensing Rate Maps. <https://www.cdc.gov/overdose-prevention/data-research/facts-stats/opioid-dispensing-rate-maps.html>

4. Office of the Inspector General (2023). The Consistently Low Percentage of Medicare Enrollees Receiving Medication to Treat Their Opioid Use Disorder Remains a Concern. <https://oig.hhs.gov/documents/evaluation/2722/OEI-02-23-00250-Complete%20Report.pdf>

5. Singh, K., Murali, A., Stevens, H., Vydiswaran, V. G. V., Bohnert, A., Brummett, C. M., & Fernandez, A. C. (2022). Predicting persistent opioid use after surgery using electronic health record and patient-reported data. *Surgery*, 172(1), 241–248. <https://doi.org/10.1016/j.surg.2022.01.008>

6. Office of the Inspector General (2023). The Consistently Low Percentage of Medicare Enrollees Receiving Medication to Treat Their Opioid Use Disorder Remains a Concern. <https://oig.hhs.gov/oei/reports/OEI-02-23-00250.pdf>

7. Desmarais, M. (2024). Opioid Use Disorder in the Medicare Fee-for-Service Program. The Moran Company, an HMA Company. <https://www.healthmanagement.com/insights/briefs-reports/economic-analysis-of-opioid-use-disorder-in-the-medicare-fee-for-service-program/>

8. Centers for Disease Control and Prevention (2025). Provisional Drug Overdose Death Counts. <https://www.cdc.gov/nchs/nvss/vsrr/drug-overdose-data.htm>





# Washington, D.C.'s Opioid Crisis

*How the opioid epidemic has continued to impact the people of Washington, D.C.*

## State Facts



**319 Deaths**

or 78.6% of total overdose deaths involved opioids in 2024.<sup>1</sup>



**59,775 Claims**

or 2.86% of all Medicare Part D claims were for opioids in 2022 - an average of **12 per prescriber**.<sup>2</sup>



**30.3 Opioid Prescriptions**

were written for every 100 persons in Washington, D.C. in 2023.<sup>3</sup>



**2,645 Beneficiaries**

on Medicare Part D had Opioid Use Disorder in 2022.<sup>4</sup>

## National Data



**90%**

of surgical patients receive an opioid prescription following surgery annually.<sup>5</sup>



**194,447**

Medicare Part D beneficiaries received "high" or "extreme" amounts of prescription opioids in 2022.<sup>6</sup>



**1.1 Million**

Medicare beneficiaries suffered from Opioid Use Disorder in 2022.<sup>6</sup>



**\$33 Billion**

was the estimated cost to the Medicare program of Opioid Use Disorder in 2022.<sup>7</sup>

**Over 54,000 Americans**

died from an opioid-related drug overdose in 2024 - **68% of all overdoses** that year.<sup>8</sup>

**148 Americans Everyday**

were lost due to an opioid-related drug overdose in 2024.<sup>8</sup>

1. Centers for Disease Control and Prevention (2025). Provisional Drug Overdose Death Counts. <https://www.cdc.gov/nchs/nvss/vsrr/drug-overdose-data.htm>

2. Centers for Disease Control and Prevention (2024). Medicare Part D Opioid Prescribing Mapping Tool. <https://cms-oeda.maps.arcgis.com/apps/MapSeries/index.html?appid=5390718d875d4c049b1ac5976a9ff083>

3. Center for Disease Control and Prevention (2024). Opioid Dispensing Rate Maps. <https://www.cdc.gov/overdose-prevention/data-research/facts-stats/opioid-dispensing-rate-maps.html>

4. Office of the Inspector General (2023). The Consistently Low Percentage of Medicare Enrollees Receiving Medication to Treat Their Opioid Use Disorder Remains a Concern. <https://oig.hhs.gov/documents/evaluation/2722/OEI-02-23-00250-Complete%20Report.pdf>

5. Singh, K., Murali, A., Stevens, H., Vydiswaran, V. G. V., Bohnert, A., Brummett, C. M., & Fernandez, A. C. (2022). Predicting persistent opioid use after surgery using electronic health record and patient-reported data. *Surgery*, 172(1), 241–248. <https://doi.org/10.1016/j.surg.2022.01.008>

6. Office of the Inspector General (2023). The Consistently Low Percentage of Medicare Enrollees Receiving Medication to Treat Their Opioid Use Disorder Remains a Concern. <https://oig.hhs.gov/oei/reports/OEI-02-23-00250.pdf>

7. Desmarais, M. (2024). Opioid Use Disorder in the Medicare Fee-for-Service Program. The Moran Company, an HMA Company. <https://www.healthmanagement.com/insights/briefs-reports/economic-analysis-of-opioid-use-disorder-in-the-medicare-fee-for-service-program/>

8. Centers for Disease Control and Prevention (2025). Provisional Drug Overdose Death Counts. <https://www.cdc.gov/nchs/nvss/vsrr/drug-overdose-data.htm>



# Delaware's Opioid Crisis

*How the opioid epidemic has continued to impact the people of Delaware*

## State Facts



**297 Deaths**

or 84.9% of total overdose deaths involved opioids in 2024.<sup>1</sup>

**Rx**

**175,000 Claims**

or 3.8% of all Medicare Part D claims were for opioids in 2022 - an average of **42 per prescriber**.<sup>2</sup>



**39.5 Opioid Prescriptions**

were written for every 100 persons in Delaware in 2023.<sup>3</sup>



**6,840 Beneficiaries**

on Medicare Part D had Opioid Use Disorder in 2022.<sup>4</sup>

## National Data



**90%**

of surgical patients receive an opioid prescription following surgery annually.<sup>5</sup>



**194,447**

Medicare Part D beneficiaries received "high" or "extreme" amounts of prescription opioids in 2022.<sup>6</sup>



**1.1 Million**

Medicare beneficiaries suffered from Opioid Use Disorder in 2022.<sup>6</sup>



**\$33 Billion**

was the estimated cost to the Medicare program of Opioid Use Disorder in 2022.<sup>7</sup>

**Over 54,000 Americans**

died from an opioid-related drug overdose in 2024 - **68% of all overdoses** that year.<sup>8</sup>

**148 Americans Everyday**

were lost due to an opioid-related drug overdose in 2024.<sup>8</sup>

1. Centers for Disease Control and Prevention (2025). Provisional Drug Overdose Death Counts. <https://www.cdc.gov/nchs/nvss/vsrr/drug-overdose-data.htm>  
2. Centers for Disease Control and Prevention (2024). Medicare Part D Opioid Prescribing Mapping Tool. <https://cms-oeda.maps.arcgis.com/apps/MapSeries/index.html?appid=5390718d875d4c049b1ac5976a9ff083>  
3. Center for Disease Control and Prevention (2024). Opioid Dispensing Rate Maps. <https://www.cdc.gov/overdose-prevention/data-research/facts-stats/opioid-dispensing-rate-maps.html>  
4. Office of the Inspector General (2023). The Consistently Low Percentage of Medicare Enrollees Receiving Medication to Treat Their Opioid Use Disorder Remains a Concern. <https://oig.hhs.gov/documents/evaluation/2722/OEI-02-23-00250-Complete%20Report.pdf>  
5. Singh, K., Murali, A., Stevens, H., Vydiswaran, V. G. V., Bohnert, A., Brummett, C. M., & Fernandez, A. C. (2022). Predicting persistent opioid use after surgery using electronic health record and patient-reported data. *Surgery*, 172(1), 241–248. <https://doi.org/10.1016/j.surg.2022.01.008>  
6. Office of the Inspector General (2023). The Consistently Low Percentage of Medicare Enrollees Receiving Medication to Treat Their Opioid Use Disorder Remains a Concern. <https://oig.hhs.gov/oei/reports/OEI-02-23-00250.pdf>  
7. Desmarais, M. (2024). Opioid Use Disorder in the Medicare Fee-for-Service Program. The Moran Company, an HMA Company. <https://www.healthmanagement.com/insights/briefs-reports/economic-analysis-of-opioid-use-disorder-in-the-medicare-fee-for-service-program/>  
8. Centers for Disease Control and Prevention (2025). Provisional Drug Overdose Death Counts. <https://www.cdc.gov/nchs/nvss/vsrr/drug-overdose-data.htm>





# Georgia's Opioid Crisis

*How the opioid epidemic has continued to impact the people of Georgia*

## State facts



**1,232 Deaths**

or 62.9% of total overdose deaths involved opioids in 2024.<sup>1</sup>

**Rx**

**2.3 Million Claims**

or 4.8% of all Medicare Part D claims were for opioids in 2022 - an average of **65 per prescriber**.<sup>2</sup>



**47.3 Opioid Prescriptions**

were written for every 100 persons in Georgia in 2023.<sup>3</sup>



**34,601 Beneficiaries**

on Medicare Part D had Opioid Use Disorder in 2022.<sup>4</sup>

## National Data



**90%**

of surgical patients receive an opioid prescription following surgery annually.<sup>5</sup>



**194,447**

Medicare Part D beneficiaries received "high" or "extreme" amounts of prescription opioids in 2022.<sup>6</sup>



**1.1 Million**

Medicare beneficiaries suffered from Opioid Use Disorder in 2022.<sup>6</sup>



**\$33 Billion**

was the estimated cost to the Medicare program of Opioid Use Disorder in 2022.<sup>7</sup>

**Over 54,000 Americans**

died from an opioid-related drug overdose in 2024 - **68% of all overdoses** that year.<sup>8</sup>

**148 Americans Everyday**

were lost due to an opioid-related drug overdose in 2024.<sup>8</sup>

1. Centers for Disease Control and Prevention (2025). Provisional Drug Overdose Death Counts. <https://www.cdc.gov/nchs/nvss/vsrr/drug-overdose-data.htm> 2. Centers for Disease Control and Prevention (2024). Medicare Part D Opioid Prescribing Mapping Tool. <https://cms-oeda.maps.arcgis.com/apps/MapSeries/index.html?appid=5390718d875d4c049b1ac5976a9ff083>  
3. Center for Disease Control and Prevention (2024). Opioid Dispensing Rate Maps. <https://www.cdc.gov/overdose-prevention/data-research/facts-stats/opioid-dispensing-rate-maps.html>  
4. Office of the Inspector General (2023). The Consistently Low Percentage of Medicare Enrollees Receiving Medication to Treat Their Opioid Use Disorder Remains a Concern. <https://oig.hhs.gov/documents/evaluation/2722/OEI-02-23-00250-Complete%20Report.pdf>  
5. Singh, K., Murali, A., Stevens, H., Vydiswaran, V. G. V., Bohnert, A., Brummett, C. M., & Fernandez, A. C. (2022). Predicting persistent opioid use after surgery using electronic health record and patient-reported data. *Surgery*, 172(1), 241–248. <https://doi.org/10.1016/j.surg.2022.01.008>  
6. Office of the Inspector General (2023). The Consistently Low Percentage of Medicare Enrollees Receiving Medication to Treat Their Opioid Use Disorder Remains a Concern. <https://oig.hhs.gov/oei/reports/OEI-02-23-00250.pdf>  
7. Desmarais, M. (2024). Opioid Use Disorder in the Medicare Fee-for-Service Program. The Moran Company, an HMA Company. <https://www.healthmanagement.com/insights/briefs-reports/economic-analysis-of-opioid-use-disorder-in-the-medicare-fee-for-service-program/>  
8. Centers for Disease Control and Prevention (2025). Provisional Drug Overdose Death Counts. <https://www.cdc.gov/nchs/nvss/vsrr/drug-overdose-data.htm>



# Georgia's Opioid Crisis

*How the opioid epidemic has continued to impact the people of Georgia*

## State facts



**1,232 Deaths**

or 62.1% of total overdose deaths involved opioids in 2024.<sup>1</sup>

**Rx**

**2.3 Million Claims**

or 4.8% of all Medicare Part D claims were for opioids in 2022 - an average of **65 per prescriber**.<sup>2</sup>



**47.3 Opioid Prescriptions**

were written for every 100 persons in Georgia in 2023.<sup>3</sup>



**34,601 Beneficiaries**

on Medicare Part D had Opioid Use Disorder in 2022.<sup>4</sup>

## National Data



**90%**

of surgical patients receive an opioid prescription following surgery annually.<sup>5</sup>



**194,447**

Medicare Part D beneficiaries received "high" or "extreme" amounts of prescription opioids in 2022.<sup>6</sup>



**1.1 Million**

Medicare beneficiaries suffered from Opioid Use Disorder in 2022.<sup>6</sup>



**\$33 Billion**

was the estimated cost to the Medicare program of Opioid Use Disorder in 2022.<sup>7</sup>

**Over 54,000 Americans**

died from an opioid-related drug overdose in 2024 - **68% of all overdoses** that year.<sup>8</sup>

**148 Americans Everyday**

were lost due to an opioid-related drug overdose in 2024.<sup>8</sup>

1. Centers for Disease Control and Prevention (2025). Provisional Drug Overdose Death Counts. <https://www.cdc.gov/nchs/nvss/vsrr/drug-overdose-data.htm>. 2. Centers for Disease Control and Prevention (2024). Medicare Part D Opioid Prescribing Mapping Tool. <https://cms-oeda.maps.arcgis.com/apps/MapSeries/index.html?appid=5390718d875d4c049b1ac5976a9ff083>. 3. Center for Disease Control and Prevention (2024). Opioid Dispensing Rate Maps. <https://www.cdc.gov/overdose-prevention/data-research/facts-stats/opioid-dispensing-rate-maps.html>. 4. Office of the Inspector General (2023). The Consistently Low Percentage of Medicare Enrollees Receiving Medication to Treat Their Opioid Use Disorder Remains a Concern. <https://oig.hhs.gov/documents/evaluation/2722/OEI-02-23-00250-Complete%20Report.pdf>. 5. Singh, K., Murali, A., Stevens, H., Vydiswaran, V. G. V., Bohnert, A., Brummett, C. M., & Fernandez, A. C. (2022). Predicting persistent opioid use after surgery using electronic health record and patient-reported data. *Surgery*, 172(1), 241–248. <https://doi.org/10.1016/j.surg.2022.01.008>. 6. Office of the Inspector General (2023). The Consistently Low Percentage of Medicare Enrollees Receiving Medication to Treat Their Opioid Use Disorder Remains a Concern. <https://oig.hhs.gov/oei/reports/OEI-02-23-00250.pdf>. 7. Desmarais, M. (2024). Opioid Use Disorder in the Medicare Fee-for-Service Program. The Moran Company, an HMA Company. <https://www.healthmanagement.com/insights/briefs-reports/economic-analysis-of-opioid-use-disorder-in-the-medicare-fee-for-service-program/>. 8. Centers for Disease Control and Prevention (2025). Provisional Drug Overdose Death Counts. <https://www.cdc.gov/nchs/nvss/vsrr/drug-overdose-data.htm>.



# Hawaii's Opioid Crisis

*How the opioid epidemic has continued to impact the people of Hawaii*

## State Facts



**122 Deaths**

or 38.4% of total overdose deaths involved opioids in 2024.<sup>1</sup>



**128,668 Claims**

or 3% of all Medicare Part D claims were for opioids in 2022 - an average of **26 per prescriber**.<sup>2</sup>



**22.6 Opioid Prescriptions**

were written for every 100 persons in Hawaii in 2023.<sup>3</sup>



**2,354 Beneficiaries**

on Medicare Part D had Opioid Use Disorder in 2022.<sup>4</sup>

## National Data



**90%**

of surgical patients receive an opioid prescription following surgery annually.<sup>5</sup>



**194,447**

Medicare Part D beneficiaries received "high" or "extreme" amounts of prescription opioids in 2022.<sup>6</sup>



**1.1 Million**

Medicare beneficiaries suffered from Opioid Use Disorder in 2022.<sup>6</sup>



**\$33 Billion**

was the estimated cost to the Medicare program of Opioid Use Disorder in 2022.<sup>7</sup>

**Over 54,000 Americans**

died from an opioid-related drug overdose in 2024 - **68% of all overdoses** that year.<sup>8</sup>

**148 Americans Everyday**

were lost due to an opioid-related drug overdose in 2024.<sup>8</sup>

1. Centers for Disease Control and Prevention (2025). Provisional Drug Overdose Death Counts. <https://www.cdc.gov/nchs/nvss/vsrr/drug-overdose-data.htm>

2. Centers for Disease Control and Prevention (2024). Medicare Part D Opioid Prescribing Mapping Tool. <https://cms-oeda.maps.arcgis.com/apps/MapSeries/index.html?appid=5390718d875d4c049b1ac5976a9ff083>

3. Center for Disease Control and Prevention (2024). Opioid Dispensing Rate Maps. <https://www.cdc.gov/overdose-prevention/data-research/facts-stats/opioid-dispensing-rate-maps.html>

4. Office of the Inspector General (2023). The Consistently Low Percentage of Medicare Enrollees Receiving Medication to Treat Their Opioid Use Disorder Remains a Concern. <https://oig.hhs.gov/documents/evaluation/2722/OEI-02-23-00250-Complete%20Report.pdf>

5. Singh, K., Murali, A., Stevens, H., Vydiswaran, V. G. V., Bohnert, A., Brummett, C. M., & Fernandez, A. C. (2022). Predicting persistent opioid use after surgery using electronic health record and patient-reported data. *Surgery*, 172(1), 241–248. <https://doi.org/10.1016/j.surg.2022.01.008>

6. Office of the Inspector General (2023). The Consistently Low Percentage of Medicare Enrollees Receiving Medication to Treat Their Opioid Use Disorder Remains a Concern. <https://oig.hhs.gov/oei/reports/OEI-02-23-00250.pdf>

7. Desmarais, M. (2024). Opioid Use Disorder in the Medicare Fee-for-Service Program. The Moran Company, an HMA Company. <https://www.healthmanagement.com/insights/briefs-reports/economic-analysis-of-opioid-use-disorder-in-the-medicare-fee-for-service-program/>

8. Centers for Disease Control and Prevention (2025). Provisional Drug Overdose Death Counts. <https://www.cdc.gov/nchs/nvss/vsrr/drug-overdose-data.htm>



# Hawaii's Opioid Crisis

*How the opioid epidemic has continued to impact the people of Hawaii*

## State Facts



**122 Deaths**

or 37.1% of total overdose deaths involved opioids in 2024.<sup>1</sup>



**128,668 Claims**

or 3% of all Medicare Part D claims were for opioids in 2022 - an average of **26 per prescriber**.<sup>2</sup>



**22.6 Opioid Prescriptions**

were written for every 100 persons in Hawaii in 2023.<sup>3</sup>



**2,354 Beneficiaries**

on Medicare Part D had Opioid Use Disorder in 2022.<sup>4</sup>

## National Data



**90%**

of surgical patients receive an opioid prescription following surgery annually.<sup>5</sup>



**194,447**

Medicare Part D beneficiaries received "high" or "extreme" amounts of prescription opioids in 2022.<sup>6</sup>



**1.1 Million**

Medicare beneficiaries suffered from Opioid Use Disorder in 2022.<sup>6</sup>



**\$33 Billion**

was the estimated cost to the Medicare program of Opioid Use Disorder in 2022.<sup>7</sup>

**Over 54,000 Americans**

died from an opioid-related drug overdose in 2024 - **68% of all overdoses** that year.<sup>8</sup>

**148 Americans Everyday**

were lost due to an opioid-related drug overdose in 2024.<sup>8</sup>

1. Centers for Disease Control and Prevention (2025). Provisional Drug Overdose Death Counts. <https://www.cdc.gov/nchs/nvss/vsrr/drug-overdose-data.htm>  
2. Centers for Disease Control and Prevention (2024). Medicare Part D Opioid Prescribing Mapping Tool. <https://cms-oeda.maps.arcgis.com/apps/MapSeries/index.html?appid=5390718d875d4c049b1ac5976a9ff083>  
3. Center for Disease Control and Prevention (2024). Opioid Dispensing Rate Maps. <https://www.cdc.gov/overdose-prevention/data-research/facts-stats/opioid-dispensing-rate-maps.html>  
4. Office of the Inspector General (2023). The Consistently Low Percentage of Medicare Enrollees Receiving Medication to Treat Their Opioid Use Disorder Remains a Concern. <https://oig.hhs.gov/documents/evaluation/2722/OEI-02-23-00250-Complete%20Report.pdf>  
5. Singh, K., Murali, A., Stevens, H., Vydiswaran, V. G. V., Bohnert, A., Brummett, C. M., & Fernandez, A. C. (2022). Predicting persistent opioid use after surgery using electronic health record and patient-reported data. *Surgery*, 172(1), 241–248. <https://doi.org/10.1016/j.surg.2022.01.008>  
6. Office of the Inspector General (2023). The Consistently Low Percentage of Medicare Enrollees Receiving Medication to Treat Their Opioid Use Disorder Remains a Concern. <https://oig.hhs.gov/oei/reports/OEI-02-23-00250.pdf>  
7. Desmarais, M. (2024). Opioid Use Disorder in the Medicare Fee-for-Service Program. The Moran Company, an HMA Company. <https://www.healthmanagement.com/insights/briefs-reports/economic-analysis-of-opioid-use-disorder-in-the-medicare-fee-for-service-program/>  
8. Centers for Disease Control and Prevention (2025). Provisional Drug Overdose Death Counts. <https://www.cdc.gov/nchs/nvss/vsrr/drug-overdose-data.htm>



# Idaho's Opioid Crisis

*How the opioid epidemic has continued to impact the people of Idaho*

## State Facts



**192 Deaths**

or 59.4% of total overdose deaths involved opioids in 2024.<sup>1</sup>

**Rx**

**392,189 Claims**

or 5.4% of all Medicare Part D claims were for opioids in 2022 - an average of **56 per prescriber**.<sup>2</sup>



**44.2 Opioid Prescriptions**

were written for every 100 persons in Idaho in 2023.<sup>3</sup>



**7,411 Beneficiaries**

on Medicare Part D had Opioid Use Disorder in 2022.<sup>4</sup>

## National Data



**90%**

of surgical patients receive an opioid prescription following surgery annually.<sup>5</sup>



**194,447**

Medicare Part D beneficiaries received "high" or "extreme" amounts of prescription opioids in 2022.<sup>6</sup>



**1.1 Million**

Medicare beneficiaries suffered from Opioid Use Disorder in 2022.<sup>6</sup>



**\$33 Billion**

was the estimated cost to the Medicare program of Opioid Use Disorder in 2022.<sup>7</sup>

**Over 54,000 Americans**

died from an opioid-related drug overdose in 2024 - **68% of all overdoses** that year.<sup>8</sup>

**148 Americans Everyday**

were lost due to an opioid-related drug overdose in 2024.<sup>8</sup>

1. Centers for Disease Control and Prevention (2025). Provisional Drug Overdose Death Counts. <https://www.cdc.gov/nchs/nvss/vsrr/drug-overdose-data.htm>

2. Centers for Disease Control and Prevention (2024). Medicare Part D Opioid Prescribing Mapping Tool. <https://cms-oeda.maps.arcgis.com/apps/MapSeries/index.html?appid=5390718d875d4c049b1ac5976a9ff083>

3. Center for Disease Control and Prevention (2024). Opioid Dispensing Rate Maps. <https://www.cdc.gov/overdose-prevention/data-research/facts-stats/opioid-dispensing-rate-maps.html>

4. Office of the Inspector General (2023). The Consistently Low Percentage of Medicare Enrollees Receiving Medication to Treat Their Opioid Use Disorder Remains a Concern. <https://oig.hhs.gov/documents/evaluation/2722/OEI-02-23-00250-Complete%20Report.pdf>

5. Singh, K., Murali, A., Stevens, H., Vydiswaran, V. G. V., Bohnert, A., Brummett, C. M., & Fernandez, A. C. (2022). Predicting persistent opioid use after surgery using electronic health record and patient-reported data. *Surgery*, 172(1), 241–248. <https://doi.org/10.1016/j.surg.2022.01.008>

6. Office of the Inspector General (2023). The Consistently Low Percentage of Medicare Enrollees Receiving Medication to Treat Their Opioid Use Disorder Remains a Concern. <https://oig.hhs.gov/oei/reports/OEI-02-23-00250.pdf>

7. Desmarais, M. (2024). Opioid Use Disorder in the Medicare Fee-for-Service Program. The Moran Company, an HMA Company. <https://www.healthmanagement.com/insights/briefs-reports/economic-analysis-of-opioid-use-disorder-in-the-medicare-fee-for-service-program/>

8. Centers for Disease Control and Prevention (2025). Provisional Drug Overdose Death Counts. <https://www.cdc.gov/nchs/nvss/vsrr/drug-overdose-data.htm>



# Illinois' Opioid Crisis

*How the opioid epidemic has continued to impact the people of Illinois*

## State facts



**1,869 Deaths**

or 74.3% of total overdose deaths involved opioids in 2024.<sup>1</sup>



**1.9 Million Claims**

or 3.5% of all Medicare Part D claims were for opioids in 2022 - an average of **36 per prescriber**.<sup>2</sup>



**35.2 Opioid Prescriptions**

were written for every 100 persons in Illinois in 2023.<sup>3</sup>



**24,686 Beneficiaries**

on Medicare Part D had Opioid Use Disorder in 2022.<sup>4</sup>

## National Data



**90%**

of surgical patients receive an opioid prescription following surgery annually.<sup>5</sup>



**194,447**

Medicare Part D beneficiaries received "high" or "extreme" amounts of prescription opioids in 2022.<sup>6</sup>



**1.1 Million**

Medicare beneficiaries suffered from Opioid Use Disorder in 2022.<sup>6</sup>



**\$33 Billion**

was the estimated cost to the Medicare program of Opioid Use Disorder in 2022.<sup>7</sup>

**Over 54,000 Americans**

died from an opioid-related drug overdose in 2024 - **68% of all overdoses** that year.<sup>8</sup>

**148 Americans Everyday**

were lost due to an opioid-related drug overdose in 2024.<sup>8</sup>

1. Centers for Disease Control and Prevention (2025). Provisional Drug Overdose Death Counts. <https://www.cdc.gov/nchs/nvss/vsrr/drug-overdose-data.htm>

2. Centers for Disease Control and Prevention (2024). Medicare Part D Opioid Prescribing Mapping Tool. <https://cms-oeda.maps.arcgis.com/apps/MapSeries/index.html?appid=5390718d875d4c049b1ac5976a9ff083>

3. Center for Disease Control and Prevention (2024). Opioid Dispensing Rate Maps. <https://www.cdc.gov/overdose-prevention/data-research/facts-stats/opioid-dispensing-rate-maps.html>

4. Office of the Inspector General (2023). The Consistently Low Percentage of Medicare Enrollees Receiving Medication to Treat Their Opioid Use Disorder Remains a Concern. <https://oig.hhs.gov/documents/evaluation/2722/OEI-02-23-00250-Complete%20Report.pdf>

5. Singh, K., Murali, A., Stevens, H., Vydiswaran, V. G. V., Bohnert, A., Brummett, C. M., & Fernandez, A. C. (2022). Predicting persistent opioid use after surgery using electronic health record and patient-reported data. *Surgery*, 172(1), 241–248. <https://doi.org/10.1016/j.surg.2022.01.008>

6. Office of the Inspector General (2023). The Consistently Low Percentage of Medicare Enrollees Receiving Medication to Treat Their Opioid Use Disorder Remains a Concern. <https://oig.hhs.gov/oei/reports/OEI-02-23-00250.pdf>

7. Desmarais, M. (2024). Opioid Use Disorder in the Medicare Fee-for-Service Program. The Moran Company, an HMA Company. <https://www.healthmanagement.com/insights/briefs-reports/economic-analysis-of-opioid-use-disorder-in-the-medicare-fee-for-service-program/>

8. Centers for Disease Control and Prevention (2025). Provisional Drug Overdose Death Counts. <https://www.cdc.gov/nchs/nvss/vsrr/drug-overdose-data.htm>





# Indiana's Opioid Crisis

*How the opioid epidemic has continued to impact the people of Indiana*

## State Facts



**1,146 Deaths**

or 67.9% of total overdose deaths involved opioids in 2024.<sup>1</sup>

**Rx**

**1.6 Million Claims**

or 4.64% of all Medicare Part D claims were for opioids in 2022 - an average of **64 per prescriber**.<sup>2</sup>



**49.4 Opioid Prescriptions**

were written for every 100 persons in Indiana in 2023.<sup>3</sup>



**24,165 Beneficiaries**

on Medicare Part D had Opioid Use Disorder in 2022.<sup>4</sup>



**\$942 Million**

In finalized opioid settlement funds have been allocated to IN to combat the opioid crisis.<sup>9</sup>

## National Data



**90%**

of surgical patients receive an opioid prescription following surgery annually.<sup>5</sup>



**194,447**

Medicare Part D beneficiaries received "high" or "extreme" amounts of prescription opioids in 2022.<sup>6</sup>



**1.1 Million**

Medicare beneficiaries suffered from Opioid Use Disorder in 2022.<sup>6</sup>



**\$33 Billion**

was the estimated cost to the Medicare program of Opioid Use Disorder in 2022.<sup>7</sup>

**Over 54,000 Americans**

died from an opioid-related drug overdose in 2024 - **68% of all overdoses** that year.<sup>8</sup>

**148 Americans Everyday**

were lost due to an opioid-related drug overdose in 2024.<sup>8</sup>

1. Centers for Disease Control and Prevention (2025). Provisional Drug Overdose Death Counts. <https://www.cdc.gov/nchs/nvss/vsrr/drug-overdose-data.htm>  
2. Centers for Disease Control and Prevention (2024). Medicare Part D Opioid Prescribing Mapping Tool. <https://cms-oeda.maps.arcgis.com/apps/MapSeries/index.html?appid=5390718d875d4c049b1ac5976a9ff083>  
3. Center for Disease Control and Prevention (2024). Opioid Dispensing Rate Maps. <https://www.cdc.gov/overdose-prevention/data-research/facts-stats/opioid-dispensing-rate-maps.html>  
4. Office of the Inspector General (2023). The Consistently Low Percentage of Medicare Enrollees Receiving Medication to Treat Their Opioid Use Disorder Remains a Concern. <https://oig.hhs.gov/documents/evaluation/2722/OEI-02-23-00250-Complete%20Report.pdf>  
5. Singh, K., Murali, A., Stevens, H., Vydiswaran, V. G. V., Bohnert, A., Brummett, C. M., & Fernandez, A. C. (2022). Predicting persistent opioid use after surgery using electronic health record and patient-reported data. *Surgery*, 172(1), 241–248. <https://doi.org/10.1016/j.surg.2022.01.008>  
6. Office of the Inspector General (2023). The Consistently Low Percentage of Medicare Enrollees Receiving Medication to Treat Their Opioid Use Disorder Remains a Concern. <https://oig.hhs.gov/oei/reports/OEI-02-23-00250.pdf>  
7. Desmarais, M. (2024). Opioid Use Disorder in the Medicare Fee-for-Service Program. The Moran Company, an HMA Company. <https://www.healthmanagement.com/insights/briefs-reports/economic-analysis-of-opioid-use-disorder-in-the-medicare-fee-for-service-program/>  
8. Centers for Disease Control and Prevention (2025). Provisional Drug Overdose Death Counts. <https://www.cdc.gov/nchs/nvss/vsrr/drug-overdose-data.htm>  
9. Minhee, C. (2025). Opioid Settlement Tracker. <https://www.opioidsettlementtracker.com/>



# Iowa's Opioid Crisis

*How the opioid epidemic has continued to impact the people of Iowa*

## State Facts



**171 Deaths**

or 40.2% of total overdose deaths involved opioids in 2024.<sup>1</sup>

**Rx**

**572,611 Claims**

or 3.38% of all Medicare Part D claims were for opioids in 2022 - an average of **45 per prescriber**.<sup>2</sup>



**34.6 Opioid Prescriptions**

were written for every 100 persons in Iowa in 2023.<sup>3</sup>



**5,271 Beneficiaries**

on Medicare Part D had Opioid Use Disorder in 2022.<sup>4</sup>

## National Data



**90%**

of surgical patients receive an opioid prescription following surgery annually.<sup>5</sup>



**194,447**

Medicare Part D beneficiaries received "high" or "extreme" amounts of prescription opioids in 2022.<sup>6</sup>



**1.1 Million**

Medicare beneficiaries suffered from Opioid Use Disorder in 2022.<sup>6</sup>



**\$33 Billion**

was the estimated cost to the Medicare program of Opioid Use Disorder in 2022.<sup>7</sup>

**Over 54,000 Americans**

died from an opioid-related drug overdose in 2024 - **68% of all overdoses** that year.<sup>8</sup>

**148 Americans Everyday**

were lost due to an opioid-related drug overdose in 2024.<sup>8</sup>

1. Centers for Disease Control and Prevention (2025). Provisional Drug Overdose Death Counts. <https://www.cdc.gov/nchs/nvss/vsrr/drug-overdose-data.htm>

2. Centers for Disease Control and Prevention (2024). Medicare Part D Opioid Prescribing Mapping Tool. <https://cms-oeda.maps.arcgis.com/apps/MapSeries/index.html?appid=5390718d875d4c049b1ac5976a9ff083>

3. Center for Disease Control and Prevention (2024). Opioid Dispensing Rate Maps. <https://www.cdc.gov/overdose-prevention/data-research/facts-stats/opioid-dispensing-rate-maps.html>


4. Office of the Inspector General (2023). The Consistently Low Percentage of Medicare Enrollees Receiving Medication to Treat Their Opioid Use Disorder Remains a Concern. <https://oig.hhs.gov/documents/evaluation/2722/OEI-02-23-00250-Complete%20Report.pdf>

5. Singh, K., Murali, A., Stevens, H., Vydiswaran, V. G. V., Bohnert, A., Brummett, C. M., & Fernandez, A. C. (2022). Predicting persistent opioid use after surgery using electronic health record and patient-reported data. *Surgery*, 172(1), 241–248. <https://doi.org/10.1016/j.surg.2022.01.008>

6. Office of the Inspector General (2023). The Consistently Low Percentage of Medicare Enrollees Receiving Medication to Treat Their Opioid Use Disorder Remains a Concern. <https://oig.hhs.gov/oei/reports/OEI-02-23-00250.pdf>

7. Desmarais, M. (2024). Opioid Use Disorder in the Medicare Fee-for-Service Program. The Moran Company, an HMA Company. <https://www.healthmanagement.com/insights/briefs-reports/economic-analysis-of-opioid-use-disorder-in-the-medicare-fee-for-service-program/>

8. Centers for Disease Control and Prevention (2025). Provisional Drug Overdose Death Counts. <https://www.cdc.gov/nchs/nvss/vsrr/drug-overdose-data.htm>



# Kansas' Opioid Crisis

*How the opioid epidemic has continued to impact the people of Kansas*

## State Facts



**345 Deaths**

or 62.1% of total overdose deaths involved opioids in 2024.<sup>1</sup>

**Rx**

**662,646 Claims**

or 4.55% of all Medicare Part D claims were for opioids in 2022 - an average of **60 per prescriber**.<sup>2</sup>



**52.8 Opioid Prescriptions**

were written for every 100 persons in Kansas in 2023.<sup>3</sup>



**6,515 Beneficiaries**

on Medicare Part D had Opioid Use Disorder in 2022.<sup>4</sup>

## National Data



**90%**

of surgical patients receive an opioid prescription following surgery annually.<sup>5</sup>



**194,447**

Medicare Part D beneficiaries received "high" or "extreme" amounts of prescription opioids in 2022.<sup>6</sup>



**1.1 Million**

Medicare beneficiaries suffered from Opioid Use Disorder in 2022.<sup>6</sup>



**\$33 Billion**

was the estimated cost to the Medicare program of Opioid Use Disorder in 2022.<sup>7</sup>

**Over 54,000 Americans**

died from an opioid-related drug overdose in 2024 - **68% of all overdoses** that year.<sup>8</sup>

**148 Americans Everyday**

were lost due to an opioid-related drug overdose in 2024.<sup>8</sup>

1. Centers for Disease Control and Prevention (2025). Provisional Drug Overdose Death Counts. <https://www.cdc.gov/nchs/nvss/vsrr/drug-overdose-data.htm>

2. Centers for Disease Control and Prevention (2024). Medicare Part D Opioid Prescribing Mapping Tool. <https://cms-oeda.maps.arcgis.com/apps/MapSeries/index.html?appid=5390718d875d4c049b1ac5976a9ff083>

3. Center for Disease Control and Prevention (2024). Opioid Dispensing Rate Maps. <https://www.cdc.gov/overdose-prevention/data-research/facts-stats/opioid-dispensing-rate-maps.html>

4. Office of the Inspector General (2023). The Consistently Low Percentage of Medicare Enrollees Receiving Medication to Treat Their Opioid Use Disorder Remains a Concern. <https://oig.hhs.gov/documents/evaluation/2722/OEI-02-23-00250-Complete%20Report.pdf>

5. Singh, K., Murali, A., Stevens, H., Vydiswaran, V. G. V., Bohnert, A., Brummett, C. M., & Fernandez, A. C. (2022). Predicting persistent opioid use after surgery using electronic health record and patient-reported data. *Surgery*, 172(1), 241–248. <https://doi.org/10.1016/j.surg.2022.01.008>

6. Office of the Inspector General (2023). The Consistently Low Percentage of Medicare Enrollees Receiving Medication to Treat Their Opioid Use Disorder Remains a Concern. <https://oig.hhs.gov/oei/reports/OEI-02-23-00250.pdf>

7. Desmarais, M. (2024). Opioid Use Disorder in the Medicare Fee-for-Service Program. The Moran Company, an HMA Company. <https://www.healthmanagement.com/insights/briefs-reports/economic-analysis-of-opioid-use-disorder-in-the-medicare-fee-for-service-program/>

8. Centers for Disease Control and Prevention (2025). Provisional Drug Overdose Death Counts. <https://www.cdc.gov/nchs/nvss/vsrr/drug-overdose-data.htm>



# Kentucky's Opioid Crisis

*How the opioid epidemic has continued to impact the people of Kentucky*

## State Facts



**1,063 Deaths**

or 69.1% of total overdose deaths involved opioids in 2024.<sup>1</sup>



**1.4 Million Claims**

or 4.66% of all Medicare Part D claims were for opioids in 2022 - an average of **76 per prescriber**.<sup>2</sup>



**58.3 Opioid Prescriptions**

were written for every 100 persons in Kentucky in 2023.<sup>3</sup>



**22,615 Beneficiaries**

on Medicare Part D had Opioid Use Disorder in 2022.<sup>4</sup>

## National Data



**90%**

of surgical patients receive an opioid prescription following surgery annually.<sup>5</sup>



**194,447**

Medicare Part D beneficiaries received "high" or "extreme" amounts of prescription opioids in 2022.<sup>6</sup>



**1.1 Million**

Medicare beneficiaries suffered from Opioid Use Disorder in 2022.<sup>6</sup>



**\$33 Billion**

was the estimated cost to the Medicare program of Opioid Use Disorder in 2022.<sup>7</sup>

**Over 54,000 Americans**

died from an opioid-related drug overdose in 2024 - **68% of all overdoses** that year.<sup>8</sup>

**148 Americans Everyday**

were lost due to an opioid-related drug overdose in 2024.<sup>8</sup>

1. Centers for Disease Control and Prevention (2025). Provisional Drug Overdose Death Counts. <https://www.cdc.gov/nchs/nvss/vsrr/drug-overdose-data.htm>

2. Centers for Disease Control and Prevention (2024). Medicare Part D Opioid Prescribing Mapping Tool. <https://cms-oeda.maps.arcgis.com/apps/MapSeries/index.html?appid=5390718d875d4c049b1ac5976a9ff083>

3. Center for Disease Control and Prevention (2024). Opioid Dispensing Rate Maps. <https://www.cdc.gov/overdose-prevention/data-research/facts-stats/opioid-dispensing-rate-maps.html>

4. Office of the Inspector General (2023). The Consistently Low Percentage of Medicare Enrollees Receiving Medication to Treat Their Opioid Use Disorder Remains a Concern. <https://oig.hhs.gov/documents/evaluation/2722/OEI-02-23-00250-Complete%20Report.pdf>

5. Singh, K., Murali, A., Stevens, H., Vydiswaran, V. G. V., Bohnert, A., Brummett, C. M., & Fernandez, A. C. (2022). Predicting persistent opioid use after surgery using electronic health record and patient-reported data. *Surgery*, 172(1), 241–248. <https://doi.org/10.1016/j.surg.2022.01.008>

6. Office of the Inspector General (2023). The Consistently Low Percentage of Medicare Enrollees Receiving Medication to Treat Their Opioid Use Disorder Remains a Concern. <https://oig.hhs.gov/oei/reports/OEI-02-23-00250.pdf>

7. Desmarais, M. (2024). Opioid Use Disorder in the Medicare Fee-for-Service Program. The Moran Company, an HMA Company. <https://www.healthmanagement.com/insights/briefs-reports/economic-analysis-of-opioid-use-disorder-in-the-medicare-fee-for-service-program/>

8. Centers for Disease Control and Prevention (2025). Provisional Drug Overdose Death Counts. <https://www.cdc.gov/nchs/nvss/vsrr/drug-overdose-data.htm>



# Louisiana's Opioid Crisis

*How the opioid epidemic has continued to impact the people of Louisiana*

## State Facts



**1,130 Deaths**

or 46% of total overdose deaths involved opioids in 2023.<sup>1</sup>



**1.2 Million Claims**

or 4.57% of all Medicare Part D claims were for opioids in 2022 - an average of **63 per prescriber**.<sup>2</sup>



**62.7 Opioid Prescriptions**

were written for every 100 persons in Louisiana in 2023.<sup>3</sup>



**25,914 Beneficiaries**

on Medicare Part D had Opioid Use Disorder in 2022.<sup>4</sup>

## National Data



**90%**

of surgical patients receive an opioid prescription following surgery annually.<sup>5</sup>



**194,447**

Medicare Part D beneficiaries received "high" or "extreme" amounts of prescription opioids in 2022.<sup>6</sup>



**1.1 Million**

Medicare beneficiaries suffered from Opioid Use Disorder in 2022.<sup>6</sup>



**\$33 Billion**

was the estimated cost to the Medicare program of Opioid Use Disorder in 2022.<sup>7</sup>

**Over 54,000 Americans**

died from an opioid-related drug overdose in 2024 - **68% of all overdoses** that year.<sup>8</sup>

**148 Americans Everyday**

were lost due to an opioid-related drug overdose in 2024.<sup>8</sup>

1. Louisiana Department of Health (2024). Louisiana Opioid Data and Surveillance System. <https://lods.lsh.la.gov/>

2. Centers for Disease Control and Prevention (2024). Medicare Part D Opioid Prescribing Mapping Tool. <https://cms-oeda.maps.arcgis.com/apps/MapSeries/index.html?appid=5390718d875d4c049b1ac5976a9ff083>

3. Center for Disease Control and Prevention (2024). Opioid Dispensing Rate Maps. <https://www.cdc.gov/overdose-prevention/data-research/facts-stats/opioid-dispensing-rate-maps.html>

4. Office of the Inspector General (2023). The Consistently Low Percentage of Medicare Enrollees Receiving Medication to Treat Their Opioid Use Disorder Remains a Concern. <https://oig.hhs.gov/documents/evaluation/2722/OEI-02-23-00250-Complete%20Report.pdf>

5. Singh, K., Murali, A., Stevens, H., Vydiswaran, V. G. V., Bohnert, A., Brummett, C. M., & Fernandez, A. C. (2022). Predicting persistent opioid use after surgery using electronic health record and patient-reported data. *Surgery*, 172(1), 241–248. <https://doi.org/10.1016/j.surg.2022.01.008>

6. Office of the Inspector General (2023). The Consistently Low Percentage of Medicare Enrollees Receiving Medication to Treat Their Opioid Use Disorder Remains a Concern. <https://oig.hhs.gov/oei/reports/OEI-02-23-00250.pdf>

7. Desmarais, M. (2024). Opioid Use Disorder in the Medicare Fee-for-Service Program. The Moran Company, an HMA Company. <https://www.healthmanagement.com/insights/briefs-reports/economic-analysis-of-opioid-use-disorder-in-the-medicare-fee-for-service-program/>

8. Centers for Disease Control and Prevention (2025). Provisional Drug Overdose Death Counts. <https://www.cdc.gov/nchs/nvss/vsrr/drug-overdose-data.htm>



# Maine's Opioid Crisis

*How the opioid epidemic has continued to impact the people of Maine*

## State Facts



**385 Deaths**

or 80.5% of total overdose deaths involved opioids in 2024.<sup>1</sup>

**Rx**

**277,283 Claims**

or 3.83% of all Medicare Part D claims were for opioids in 2022 - an average of **40 per prescriber**.<sup>2</sup>



**33.8 Opioid Prescriptions**

were written for every 100 persons in Maine in 2023.<sup>3</sup>



**5,832 Beneficiaries**

on Medicare Part D had Opioid Use Disorder in 2022.<sup>4</sup>

## National Data



**90%**

of surgical patients receive an opioid prescription following surgery annually.<sup>5</sup>



**194,447**

Medicare Part D beneficiaries received "high" or "extreme" amounts of prescription opioids in 2022.<sup>6</sup>



**1.1 Million**

Medicare beneficiaries suffered from Opioid Use Disorder in 2022.<sup>6</sup>



**\$33 Billion**

was the estimated cost to the Medicare program of Opioid Use Disorder in 2022.<sup>7</sup>

**Over 54,000 Americans**

died from an opioid-related drug overdose in 2024 - **68% of all overdoses** that year.<sup>8</sup>

**148 Americans Everyday**

were lost due to an opioid-related drug overdose in 2024.<sup>8</sup>

1. Centers for Disease Control and Prevention (2025). Provisional Drug Overdose Death Counts. <https://www.cdc.gov/nchs/nvss/vsrr/drug-overdose-data.htm>

2. Centers for Disease Control and Prevention (2024). Medicare Part D Opioid Prescribing Mapping Tool. <https://cms-oeda.maps.arcgis.com/apps/MapSeries/index.html?appid=5390718d875d4c049b1ac5976a9ff083>

3. Center for Disease Control and Prevention (2024). Opioid Dispensing Rate Maps. <https://www.cdc.gov/overdose-prevention/data-research/facts-stats/opioid-dispensing-rate-maps.html>

4. Office of the Inspector General (2023). The Consistently Low Percentage of Medicare Enrollees Receiving Medication to Treat Their Opioid Use Disorder Remains a Concern. <https://oig.hhs.gov/documents/evaluation/2722/OEI-02-23-00250-Complete%20Report.pdf>

5. Singh, K., Murali, A., Stevens, H., Vydiswaran, V. G. V., Bohnert, A., Brummett, C. M., & Fernandez, A. C. (2022). Predicting persistent opioid use after surgery using electronic health record and patient-reported data. *Surgery*, 172(1), 241–248. <https://doi.org/10.1016/j.surg.2022.01.008>

6. Office of the Inspector General (2023). The Consistently Low Percentage of Medicare Enrollees Receiving Medication to Treat Their Opioid Use Disorder Remains a Concern. <https://oig.hhs.gov/oei/reports/OEI-02-23-00250.pdf>

7. Desmarais, M. (2024). Opioid Use Disorder in the Medicare Fee-for-Service Program. The Moran Company, an HMA Company. <https://www.healthmanagement.com/insights/briefs-reports/economic-analysis-of-opioid-use-disorder-in-the-medicare-fee-for-service-program/>

8. Centers for Disease Control and Prevention (2025). Provisional Drug Overdose Death Counts. <https://www.cdc.gov/nchs/nvss/vsrr/drug-overdose-data.htm>





# Maryland's Opioid Crisis

*How the opioid epidemic has continued to impact the people of Maryland*

## State Facts



**1,456 Deaths**

or 83.4% of total overdose deaths involved opioids in 2024.<sup>1</sup>



**862,484 Claims**

or 4.26% of all Medicare Part D claims were for opioids in 2022 - an average of **34 per prescriber**.<sup>2</sup>



**32.9 Opioid Prescriptions**

were written for every 100 persons in Maryland in 2023.<sup>3</sup>



**19,889 Beneficiaries**

on Medicare Part D had Opioid Use Disorder in 2022.<sup>4</sup>

## National Data



**90%**

of surgical patients receive an opioid prescription following surgery annually.<sup>5</sup>



**194,447**

Medicare Part D beneficiaries received "high" or "extreme" amounts of prescription opioids in 2022.<sup>6</sup>



**1.1 Million**

Medicare beneficiaries suffered from Opioid Use Disorder in 2022.<sup>6</sup>



**\$33 Billion**

was the estimated cost to the Medicare program of Opioid Use Disorder in 2022.<sup>7</sup>

**Over 54,000 Americans**

died from an opioid-related drug overdose in 2024 - **68% of all overdoses** that year.<sup>8</sup>

**148 Americans Everyday**

were lost due to an opioid-related drug overdose in 2024.<sup>8</sup>

1. Centers for Disease Control and Prevention (2025). Provisional Drug Overdose Death Counts. <https://www.cdc.gov/nchs/nvss/vsrr/drug-overdose-data.htm>

2. Centers for Disease Control and Prevention (2024). Medicare Part D Opioid Prescribing Mapping Tool. <https://cms-oeda.maps.arcgis.com/apps/MapSeries/index.html?appid=5390718d875d4c049b1ac5976a9ff083>

3. Center for Disease Control and Prevention (2024). Opioid Dispensing Rate Maps. <https://www.cdc.gov/overdose-prevention/data-research/facts-stats/opioid-dispensing-rate-maps.html>

4. Office of the Inspector General (2023). The Consistently Low Percentage of Medicare Enrollees Receiving Medication to Treat Their Opioid Use Disorder Remains a Concern. <https://oig.hhs.gov/documents/evaluation/2722/OEI-02-23-00250-Complete%20Report.pdf>

5. Singh, K., Murali, A., Stevens, H., Vydiswaran, V. G. V., Bohnert, A., Brummett, C. M., & Fernandez, A. C. (2022). Predicting persistent opioid use after surgery using electronic health record and patient-reported data. *Surgery*, 172(1), 241–248. <https://doi.org/10.1016/j.surg.2022.01.008>

6. Office of the Inspector General (2023). The Consistently Low Percentage of Medicare Enrollees Receiving Medication to Treat Their Opioid Use Disorder Remains a Concern. <https://oig.hhs.gov/oei/reports/OEI-02-23-00250.pdf>

7. Desmarais, M. (2024). Opioid Use Disorder in the Medicare Fee-for-Service Program. The Moran Company, an HMA Company. <https://www.healthmanagement.com/insights/briefs-reports/economic-analysis-of-opioid-use-disorder-in-the-medicare-fee-for-service-program/>

8. Centers for Disease Control and Prevention (2025). Provisional Drug Overdose Death Counts. <https://www.cdc.gov/nchs/nvss/vsrr/drug-overdose-data.htm>



# Massachusetts' Opioid Crisis

*How the opioid epidemic has continued to impact the people of Massachusetts*

## State Facts



**1,340 Deaths**

or 83.9% of total overdose deaths involved opioids in 2024.<sup>1</sup>

**Rx**

**1.05 Million Claims**

or 3% of all Medicare Part D claims were for opioids in 2022 - an average of **27 per prescriber**.<sup>2</sup>



**28.6 Opioid Prescriptions**

were written for every 100 persons in Massachusetts in 2023.<sup>3</sup>



**26,732 Beneficiaries**

on Medicare Part D had Opioid Use Disorder in 2022.<sup>4</sup>

## National Data



**90%**

of surgical patients receive an opioid prescription following surgery annually.<sup>5</sup>



**194,447**

Medicare Part D beneficiaries received "high" or "extreme" amounts of prescription opioids in 2022.<sup>6</sup>



**1.1 Million**

Medicare beneficiaries suffered from Opioid Use Disorder in 2022.<sup>6</sup>



**\$33 Billion**

was the estimated cost to the Medicare program of Opioid Use Disorder in 2022.<sup>7</sup>

**Over 54,000 Americans**

died from an opioid-related drug overdose in 2024 - **68% of all overdoses** that year.<sup>8</sup>

**148 Americans Everyday**

were lost due to an opioid-related drug overdose in 2024.<sup>8</sup>

1. Centers for Disease Control and Prevention (2025). Provisional Drug Overdose Death Counts. <https://www.cdc.gov/nchs/nvss/vsrr/drug-overdose-data.htm>

2. Centers for Disease Control and Prevention (2024). Medicare Part D Opioid Prescribing Mapping Tool. <https://cms-oeda.maps.arcgis.com/apps/MapSeries/index.html?appid=5390718d875d4c049b1ac5976a9ff083>

3. Center for Disease Control and Prevention (2024). Opioid Dispensing Rate Maps. <https://www.cdc.gov/overdose-prevention/data-research/facts-stats/opioid-dispensing-rate-maps.html>

4. Office of the Inspector General (2023). The Consistently Low Percentage of Medicare Enrollees Receiving Medication to Treat Their Opioid Use Disorder Remains a Concern. <https://oig.hhs.gov/documents/evaluation/2722/OEI-02-23-00250-Complete%20Report.pdf>

5. Singh, K., Murali, A., Stevens, H., Vydiswaran, V. G. V., Bohnert, A., Brummett, C. M., & Fernandez, A. C. (2022). Predicting persistent opioid use after surgery using electronic health record and patient-reported data. *Surgery*, 172(1), 241–248. <https://doi.org/10.1016/j.surg.2022.01.008>

6. Office of the Inspector General (2023). The Consistently Low Percentage of Medicare Enrollees Receiving Medication to Treat Their Opioid Use Disorder Remains a Concern. <https://oig.hhs.gov/oei/reports/OEI-02-23-00250.pdf>

7. Desmarais, M. (2024). Opioid Use Disorder in the Medicare Fee-for-Service Program. The Moran Company, an HMA Company. <https://www.healthmanagement.com/insights/briefs-reports/economic-analysis-of-opioid-use-disorder-in-the-medicare-fee-for-service-program/>

8. Centers for Disease Control and Prevention (2025). Provisional Drug Overdose Death Counts. <https://www.cdc.gov/nchs/nvss/vsrr/drug-overdose-data.htm>



# Michigan's Opioid Crisis

*How the opioid epidemic has continued to impact the people of Michigan*

## State Facts



**1,309 Deaths**

or 69.6% of total overdose deaths involved opioids in 2024.<sup>1</sup>



**2.4 Million Claims**

or 4.57% of all Medicare Part D claims were for opioids in 2022 - an average of **53 per prescriber**.<sup>2</sup>



**47.9 Opioid Prescriptions**

were written for every 100 persons in Michigan in 2023.<sup>3</sup>



**37,611 Beneficiaries**

on Medicare Part D had Opioid Use Disorder in 2022.<sup>4</sup>

## National Data



**90%**

of surgical patients receive an opioid prescription following surgery annually.<sup>5</sup>



**194,447**

Medicare Part D beneficiaries received "high" or "extreme" amounts of prescription opioids in 2022.<sup>6</sup>



**1.1 Million**

Medicare beneficiaries suffered from Opioid Use Disorder in 2022.<sup>6</sup>



**\$33 Billion**

was the estimated cost to the Medicare program of Opioid Use Disorder in 2022.<sup>7</sup>

**Over 54,000 Americans**

died from an opioid-related drug overdose in 2024 - **68% of all overdoses** that year.<sup>8</sup>

**148 Americans Everyday**

were lost due to an opioid-related drug overdose in 2024.<sup>8</sup>

1. Centers for Disease Control and Prevention (2025). Provisional Drug Overdose Death Counts. <https://www.cdc.gov/nchs/nvss/vsrr/drug-overdose-data.htm>

2. Centers for Disease Control and Prevention (2024). Medicare Part D Opioid Prescribing Mapping Tool. <https://cms-oeda.maps.arcgis.com/apps/MapSeries/index.html?appid=5390718d875d4c049b1ac5976a9ff083>

3. Center for Disease Control and Prevention (2024). Opioid Dispensing Rate Maps. <https://www.cdc.gov/overdose-prevention/data-research/facts-stats/opioid-dispensing-rate-maps.html>

4. Office of the Inspector General (2023). The Consistently Low Percentage of Medicare Enrollees Receiving Medication to Treat Their Opioid Use Disorder Remains a Concern. <https://oig.hhs.gov/documents/evaluation/2722/OEI-02-23-00250-Complete%20Report.pdf>

5. Singh, K., Murali, A., Stevens, H., Vydiswaran, V. G. V., Bohnert, A., Brummett, C. M., & Fernandez, A. C. (2022). Predicting persistent opioid use after surgery using electronic health record and patient-reported data. *Surgery*, 172(1), 241–248. <https://doi.org/10.1016/j.surg.2022.01.008>

6. Office of the Inspector General (2023). The Consistently Low Percentage of Medicare Enrollees Receiving Medication to Treat Their Opioid Use Disorder Remains a Concern. <https://oig.hhs.gov/oei/reports/OEI-02-23-00250.pdf>

7. Desmarais, M. (2024). Opioid Use Disorder in the Medicare Fee-for-Service Program. The Moran Company, an HMA Company. <https://www.healthmanagement.com/insights/briefs-reports/economic-analysis-of-opioid-use-disorder-in-the-medicare-fee-for-service-program/>

8. Centers for Disease Control and Prevention (2025). Provisional Drug Overdose Death Counts. <https://www.cdc.gov/nchs/nvss/vsrr/drug-overdose-data.htm>



# Minnesota's Opioid Crisis

*How the opioid epidemic has continued to impact the people of Minnesota*

## State Facts



**676 Deaths**

or 68.2% of total overdose deaths involved opioids in 2024.<sup>1</sup>

**Rx**

**816,088 Claims**

or 3.33% of all Medicare Part D claims were for opioids in 2022 - an average of **33 per prescriber**.<sup>2</sup>



**26.5 Opioid Prescriptions**

were written for every 100 persons in Minnesota in 2023.<sup>3</sup>



**13,529 Beneficiaries**

on Medicare Part D had Opioid Use Disorder in 2022.<sup>4</sup>

## National Data



**90%**

of surgical patients receive an opioid prescription following surgery annually.<sup>5</sup>



**194,447**

Medicare Part D beneficiaries received "high" or "extreme" amounts of prescription opioids in 2022.<sup>6</sup>



**1.1 Million**

Medicare beneficiaries suffered from Opioid Use Disorder in 2022.<sup>6</sup>



**\$33 Billion**

was the estimated cost to the Medicare program of Opioid Use Disorder in 2022.<sup>7</sup>

**Over 54,000 Americans**

died from an opioid-related drug overdose in 2024 - **68% of all overdoses** that year.<sup>8</sup>

**148 Americans Everyday**

were lost due to an opioid-related drug overdose in 2024.<sup>8</sup>

1. Centers for Disease Control and Prevention (2025). Provisional Drug Overdose Death Counts. <https://www.cdc.gov/nchs/nvss/vsrr/drug-overdose-data.htm>

2. Centers for Disease Control and Prevention (2024). Medicare Part D Opioid Prescribing Mapping Tool. <https://cms-oeda.maps.arcgis.com/apps/MapSeries/index.html?appid=5390718d875d4c049b1ac5976a9ff083>

3. Center for Disease Control and Prevention (2024). Opioid Dispensing Rate Maps. <https://www.cdc.gov/overdose-prevention/data-research/facts-stats/opioid-dispensing-rate-maps.html>

4. Office of the Inspector General (2023). The Consistently Low Percentage of Medicare Enrollees Receiving Medication to Treat Their Opioid Use Disorder Remains a Concern. <https://oig.hhs.gov/documents/evaluation/2722/OEI-02-23-00250-Complete%20Report.pdf>

5. Singh, K., Murali, A., Stevens, H., Vydiswaran, V. G. V., Bohnert, A., Brummett, C. M., & Fernandez, A. C. (2022). Predicting persistent opioid use after surgery using electronic health record and patient-reported data. *Surgery*, 172(1), 241–248. <https://doi.org/10.1016/j.surg.2022.01.008>

6. Office of the Inspector General (2023). The Consistently Low Percentage of Medicare Enrollees Receiving Medication to Treat Their Opioid Use Disorder Remains a Concern. <https://oig.hhs.gov/oei/reports/OEI-02-23-00250.pdf>

7. Desmarais, M. (2024). Opioid Use Disorder in the Medicare Fee-for-Service Program. The Moran Company, an HMA Company. <https://www.healthmanagement.com/insights/briefs-reports/economic-analysis-of-opioid-use-disorder-in-the-medicare-fee-for-service-program/>

8. Centers for Disease Control and Prevention (2025). Provisional Drug Overdose Death Counts. <https://www.cdc.gov/nchs/nvss/vsrr/drug-overdose-data.htm>



# Mississippi's Opioid Crisis

*How the opioid epidemic has continued to impact the people of Mississippi*

## State Facts



**286 Deaths**

or 59.3% of total overdose deaths involved opioids in 2024.<sup>1</sup>

**Rx**

**2.27 Million**

opioid prescriptions were dispensed in 2023. That's **6,237 every day.**<sup>2</sup>



**63.1 Opioid Prescriptions**

were written for every 100 persons in Mississippi in 2023.<sup>3</sup>



**12,414 Beneficiaries**

on Medicare Part D had Opioid Use Disorder in 2022.<sup>4</sup>

## National Data



**90%**

of surgical patients receive an opioid prescription following surgery annually.<sup>5</sup>



**194,447**

Medicare Part D beneficiaries received "high" or "extreme" amounts of prescription opioids in 2022.<sup>6</sup>



**1.1 Million**

Medicare beneficiaries suffered from Opioid Use Disorder in 2022.<sup>6</sup>



**\$33 Billion**

was the estimated cost to the Medicare program of Opioid Use Disorder in 2022.<sup>7</sup>

**Over 54,000 Americans**

died from an opioid-related drug overdose in 2024 - **68% of all overdoses** that year.<sup>8</sup>

**148 Americans Everyday**

were lost due to an opioid-related drug overdose in 2024.<sup>8</sup>

1. Centers for Disease Control and Prevention (2025). Provisional Drug Overdose Death Counts. <https://www.cdc.gov/nchs/nvss/vsrr/drug-overdose-data.htm>

2. The Mississippi Opioid and Heroin Data Collaborative (2024). Provisional Data Report Calendar Year 2023. [https://pmp.mbp.ms.gov/sites/default/files/2024-05/OHDC%20Report\\_Annual\\_2023\\_05.02.23.pdf](https://pmp.mbp.ms.gov/sites/default/files/2024-05/OHDC%20Report_Annual_2023_05.02.23.pdf)

3. Center for Disease Control and Prevention (2024). Opioid Dispensing Rate Maps. <https://www.cdc.gov/overdose-prevention/data-research/facts-stats/opioid-dispensing-rate-maps.html>

4. Office of the Inspector General (2023). The Consistently Low Percentage of Medicare Enrollees Receiving Medication to Treat Their Opioid Use Disorder Remains a Concern. <https://oig.hhs.gov/documents/evaluation/2722/OEI-02-23-00250-Complete%20Report.pdf>

5. Singh, K., Murali, A., Stevens, H., Vydiswaran, V. G. V., Bohnert, A., Brummett, C. M., & Fernandez, A. C. (2022). Predicting persistent opioid use after surgery using electronic health record and patient-reported data. *Surgery*, 172(1), 241–248. <https://doi.org/10.1016/j.surg.2022.01.008>

6. Office of the Inspector General (2023). The Consistently Low Percentage of Medicare Enrollees Receiving Medication to Treat Their Opioid Use Disorder Remains a Concern. <https://oig.hhs.gov/oei/reports/OEI-02-23-00250.pdf>

7. Desmarais, M. (2024). Opioid Use Disorder in the Medicare Fee-for-Service Program. The Moran Company, an HMA Company. <https://www.healthmanagement.com/insights/briefs-reports/economic-analysis-of-opioid-use-disorder-in-the-medicare-fee-for-service-program/>

8. Centers for Disease Control and Prevention (2025). Provisional Drug Overdose Death Counts. <https://www.cdc.gov/nchs/nvss/vsrr/drug-overdose-data.htm>



# Missouri's Opioid Crisis

*How the opioid epidemic has continued to impact the people of Missouri*

## State Facts



**933 Deaths**

or 63% of total overdose deaths involved opioids in 2024.<sup>1</sup>



**1.5 Million Claims**

or 4.3% of all Medicare Part D claims were for opioids in 2022 - an average of **64 per prescriber**.<sup>2</sup>



**47 Opioid Prescriptions**

were written for every 100 persons in Missouri in 2023.<sup>3</sup>



**18,461 Beneficiaries**

on Medicare Part D had Opioid Use Disorder in 2022.<sup>4</sup>

## National Data



**90%**

of surgical patients receive an opioid prescription following surgery annually.<sup>5</sup>



**194,447**

Medicare Part D beneficiaries received "high" or "extreme" amounts of prescription opioids in 2022.<sup>6</sup>



**1.1 Million**

Medicare beneficiaries suffered from Opioid Use Disorder in 2022.<sup>6</sup>



**\$33 Billion**

was the estimated cost to the Medicare program of Opioid Use Disorder in 2022.<sup>7</sup>

**Over 54,000 Americans**

died from an opioid-related drug overdose in 2024 - **68% of all overdoses** that year.<sup>8</sup>

**148 Americans Everyday**

were lost due to an opioid-related drug overdose in 2024.<sup>8</sup>

1. Centers for Disease Control and Prevention (2025). Provisional Drug Overdose Death Counts. <https://www.cdc.gov/nchs/nvss/vsrr/drug-overdose-data.htm>

2. Centers for Disease Control and Prevention (2024). Medicare Part D Opioid Prescribing Mapping Tool. <https://cms-oeda.maps.arcgis.com/apps/MapSeries/index.html?appid=5390718d875d4c049b1ac5976a9ff083>

3. Center for Disease Control and Prevention (2024). Opioid Dispensing Rate Maps. <https://www.cdc.gov/overdose-prevention/data-research/facts-stats/opioid-dispensing-rate-maps.html>

4. Office of the Inspector General (2023). The Consistently Low Percentage of Medicare Enrollees Receiving Medication to Treat Their Opioid Use Disorder Remains a Concern. <https://oig.hhs.gov/documents/evaluation/2722/OEI-02-23-00250-Complete%20Report.pdf>

5. Singh, K., Murali, A., Stevens, H., Vydiswaran, V. G. V., Bohnert, A., Brummett, C. M., & Fernandez, A. C. (2022). Predicting persistent opioid use after surgery using electronic health record and patient-reported data. *Surgery*, 172(1), 241–248. <https://doi.org/10.1016/j.surg.2022.01.008>

6. Office of the Inspector General (2023). The Consistently Low Percentage of Medicare Enrollees Receiving Medication to Treat Their Opioid Use Disorder Remains a Concern. <https://oig.hhs.gov/oei/reports/OEI-02-23-00250.pdf>

7. Desmarais, M. (2024). Opioid Use Disorder in the Medicare Fee-for-Service Program. The Moran Company, an HMA Company. <https://www.healthmanagement.com/insights/briefs-reports/economic-analysis-of-opioid-use-disorder-in-the-medicare-fee-for-service-program/>

8. Centers for Disease Control and Prevention (2025). Provisional Drug Overdose Death Counts. <https://www.cdc.gov/nchs/nvss/vsrr/drug-overdose-data.htm>





# Montana's Opioid Crisis

*How the opioid epidemic has continued  
to impact the people of Montana*

## State Facts



**96 Deaths**

or 56.5% of total  
overdose deaths  
involved opioids in  
2024.<sup>1</sup>



**225,583 Claims**

or 4.84% of all Medicare  
Part D claims were for  
opioids in 2022 - an average  
of **48 per prescriber**.<sup>2</sup>



**40.4 Opioid  
Prescriptions**

were written for every 100  
persons in Montana in  
2023.<sup>3</sup>



**2,707  
Beneficiaries**

on Medicare Part D had  
Opioid Use Disorder in  
2022.<sup>4</sup>

## National Data



**90%**

of surgical patients  
receive an opioid  
prescription following  
surgery annually.<sup>5</sup>



**194,447**

Medicare Part D  
beneficiaries received  
"high" or "extreme"  
amounts of prescription  
opioids in 2022.<sup>6</sup>



**1.1 Million**

Medicare  
beneficiaries suffered  
from Opioid Use  
Disorder in 2022.<sup>6</sup>



**\$33 Billion**

was the estimated cost  
to the Medicare  
program of Opioid Use  
Disorder in 2022.<sup>7</sup>

**Over 54,000 Americans**

died from an opioid-related drug overdose  
in 2024 - **68% of all overdoses** that year.<sup>8</sup>

**148 Americans Everyday**

were lost due to an opioid-related drug  
overdose in 2024.<sup>8</sup>

1. Centers for Disease Control and Prevention (2025). Provisional Drug Overdose Death Counts. <https://www.cdc.gov/nchs/nvss/vsrr/drug-overdose-data.htm>

2. Centers for Disease Control and Prevention (2024). Medicare Part D Opioid Prescribing Mapping Tool. <https://cms-oeda.maps.arcgis.com/apps/MapSeries/index.html?appid=5390718d875d4c049b1ac5976a9ff083>

3. Center for Disease Control and Prevention (2024). Opioid Dispensing Rate Maps. <https://www.cdc.gov/overdose-prevention/data-research/facts-stats/opioid-dispensing-rate-maps.html>

4. Office of the Inspector General (2023). The Consistently Low Percentage of Medicare Enrollees Receiving Medication to Treat Their Opioid Use Disorder Remains a Concern. <https://oig.hhs.gov/documents/evaluation/2722/OEI-02-23-00250-Complete%20Report.pdf>

5. Singh, K., Murali, A., Stevens, H., Vydiswaran, V. G. V., Bohnert, A., Brummett, C. M., & Fernandez, A. C. (2022). Predicting persistent opioid use after surgery using electronic health record and patient-reported data. *Surgery*, 172(1), 241–248. <https://doi.org/10.1016/j.surg.2022.01.008>

6. Office of the Inspector General (2023). The Consistently Low Percentage of Medicare Enrollees Receiving Medication to Treat Their Opioid Use Disorder Remains a Concern. <https://oig.hhs.gov/oei/reports/OEI-02-23-00250.pdf>

7. Desmarais, M. (2024). Opioid Use Disorder in the Medicare Fee-for-Service Program. The Moran Company, an HMA Company. <https://www.healthmanagement.com/insights/briefs-reports/economic-analysis-of-opioid-use-disorder-in-the-medicare-fee-for-service-program/>

8. Centers for Disease Control and Prevention (2025). Provisional Drug Overdose Death Counts. <https://www.cdc.gov/nchs/nvss/vsrr/drug-overdose-data.htm>



# Nebraska's Opioid Crisis

*How the opioid epidemic has continued to impact the people of Nebraska*

## State Facts



**71 Deaths**

or 49.7% of total overdose deaths involved opioids in 2024.<sup>1</sup>



**361,682 Claims**

or 3.67% of all Medicare Part D claims were for opioids in 2022 - an average of **45 per prescriber**.<sup>2</sup>



**42.7 Opioid Prescriptions**

were written for every 100 persons in Nebraska in 2023.<sup>3</sup>



**3,164 Beneficiaries**

on Medicare Part D had Opioid Use Disorder in 2022.<sup>4</sup>

## National Data



**90%**

of surgical patients receive an opioid prescription following surgery annually.<sup>5</sup>



**194,447**

Medicare Part D beneficiaries received "high" or "extreme" amounts of prescription opioids in 2022.<sup>6</sup>



**1.1 Million**

Medicare beneficiaries suffered from Opioid Use Disorder in 2022.<sup>6</sup>



**\$33 Billion**

was the estimated cost to the Medicare program of Opioid Use Disorder in 2022.<sup>7</sup>

**Over 54,000 Americans**

died from an opioid-related drug overdose in 2024 - **68% of all overdoses** that year.<sup>8</sup>

**148 Americans Everyday**

were lost due to an opioid-related drug overdose in 2024.<sup>8</sup>

1. Centers for Disease Control and Prevention (2025). Provisional Drug Overdose Death Counts. <https://www.cdc.gov/nchs/nvss/vsrr/drug-overdose-data.htm>

2. Centers for Disease Control and Prevention (2024). Medicare Part D Opioid Prescribing Mapping Tool. <https://cms-oeda.maps.arcgis.com/apps/MapSeries/index.html?appid=5390718d875d4c049b1ac5976a9ff083>

3. Center for Disease Control and Prevention (2024). Opioid Dispensing Rate Maps. <https://www.cdc.gov/overdose-prevention/data-research/facts-stats/opioid-dispensing-rate-maps.html>

4. Office of the Inspector General (2023). The Consistently Low Percentage of Medicare Enrollees Receiving Medication to Treat Their Opioid Use Disorder Remains a Concern. <https://oig.hhs.gov/documents/evaluation/2722/OEI-02-23-00250-Complete%20Report.pdf>

5. Singh, K., Murali, A., Stevens, H., Vydiswaran, V. G. V., Bohnert, A., Brummett, C. M., & Fernandez, A. C. (2022). Predicting persistent opioid use after surgery using electronic health record and patient-reported data. *Surgery*, 172(1), 241–248. <https://doi.org/10.1016/j.surg.2022.01.008>

6. Office of the Inspector General (2023). The Consistently Low Percentage of Medicare Enrollees Receiving Medication to Treat Their Opioid Use Disorder Remains a Concern. <https://oig.hhs.gov/oei/reports/OEI-02-23-00250.pdf>

7. Desmarais, M. (2024). Opioid Use Disorder in the Medicare Fee-for-Service Program. The Moran Company, an HMA Company. <https://www.healthmanagement.com/insights/briefs-reports/economic-analysis-of-opioid-use-disorder-in-the-medicare-fee-for-service-program/>

8. Centers for Disease Control and Prevention (2025). Provisional Drug Overdose Death Counts. <https://www.cdc.gov/nchs/nvss/vsrr/drug-overdose-data.htm>



# Nevada's Opioid Crisis

*How the opioid epidemic has continued to impact the people of Nevada*

## State Facts



**931 Deaths**

or 63.6% of total overdose deaths involved opioids in 2024.<sup>1</sup>



**537,285 Claims**

or 5.18% of all Medicare Part D claims were for opioids in 2022 - an average of **55 per prescriber**.<sup>2</sup>



**40.1 Opioid Prescriptions**

were written for every 100 persons in Nevada in 2023.<sup>3</sup>



**15,417 Beneficiaries**

on Medicare Part D had Opioid Use Disorder in 2022.<sup>4</sup>

## National Data



**90%**

of surgical patients receive an opioid prescription following surgery annually.<sup>5</sup>



**194,447**

Medicare Part D beneficiaries received "high" or "extreme" amounts of prescription opioids in 2022.<sup>6</sup>



**1.1 Million**

Medicare beneficiaries suffered from Opioid Use Disorder in 2022.<sup>6</sup>



**\$33 Billion**

was the estimated cost to the Medicare program of Opioid Use Disorder in 2022.<sup>7</sup>

**Over 54,000 Americans**

died from an opioid-related drug overdose in 2024 - **68% of all overdoses** that year.<sup>8</sup>

**148 Americans Everyday**

were lost due to an opioid-related drug overdose in 2024.<sup>8</sup>

1. Centers for Disease Control and Prevention (2025). Provisional Drug Overdose Death Counts. <https://www.cdc.gov/nchs/nvss/vsrr/drug-overdose-data.htm>

2. Centers for Disease Control and Prevention (2024). Medicare Part D Opioid Prescribing Mapping Tool. <https://cms-oeda.maps.arcgis.com/apps/MapSeries/index.html?appid=5390718d875d4c049b1ac5976a9ff083>

3. Center for Disease Control and Prevention (2024). Opioid Dispensing Rate Maps. <https://www.cdc.gov/overdose-prevention/data-research/facts-stats/opioid-dispensing-rate-maps.html>

4. Office of the Inspector General (2023). The Consistently Low Percentage of Medicare Enrollees Receiving Medication to Treat Their Opioid Use Disorder Remains a Concern. <https://oig.hhs.gov/documents/evaluation/2722/OEI-02-23-00250-Complete%20Report.pdf>

5. Singh, K., Murali, A., Stevens, H., Vydiswaran, V. G. V., Bohnert, A., Brummett, C. M., & Fernandez, A. C. (2022). Predicting persistent opioid use after surgery using electronic health record and patient-reported data. *Surgery*, 172(1), 241–248. <https://doi.org/10.1016/j.surg.2022.01.008>

6. Office of the Inspector General (2023). The Consistently Low Percentage of Medicare Enrollees Receiving Medication to Treat Their Opioid Use Disorder Remains a Concern. <https://oig.hhs.gov/oei/reports/OEI-02-23-00250.pdf>

7. Desmarais, M. (2024). Opioid Use Disorder in the Medicare Fee-for-Service Program. The Moran Company, an HMA Company. <https://www.healthmanagement.com/insights/briefs-reports/economic-analysis-of-opioid-use-disorder-in-the-medicare-fee-for-service-program/>

8. Centers for Disease Control and Prevention (2025). Provisional Drug Overdose Death Counts. <https://www.cdc.gov/nchs/nvss/vsrr/drug-overdose-data.htm>



# New Hampshire's Opioid Crisis

*How the opioid epidemic has continued to impact the people of New Hampshire*

## State Facts



**245 Deaths**

or 87.2% of total overdose deaths involved opioids in 2024.<sup>1</sup>

**Rx**

**216,462 Claims**

or 3.41% of all Medicare Part D claims were for opioids in 2022 - an average of **31 per prescriber**.<sup>2</sup>



**30.9 Opioid Prescriptions**

were written for every 100 persons in New Hampshire in 2023.<sup>3</sup>



**5,476 Beneficiaries**

on Medicare Part D had Opioid Use Disorder in 2022.<sup>4</sup>

## National Data



**90%**

of surgical patients receive an opioid prescription following surgery annually.<sup>5</sup>



**194,447**

Medicare Part D beneficiaries received "high" or "extreme" amounts of prescription opioids in 2022.<sup>6</sup>



**1.1 Million**

Medicare beneficiaries suffered from Opioid Use Disorder in 2022.<sup>6</sup>



**\$33 Billion**

was the estimated cost to the Medicare program of Opioid Use Disorder in 2022.<sup>7</sup>

**Over 54,000 Americans**

died from an opioid-related drug overdose in 2024 - **68% of all overdoses** that year.<sup>8</sup>

**148 Americans Everyday**

were lost due to an opioid-related drug overdose in 2024.<sup>8</sup>

1. Centers for Disease Control and Prevention (2025). Provisional Drug Overdose Death Counts. <https://www.cdc.gov/nchs/nvss/vsrr/drug-overdose-data.htm>

2. Centers for Disease Control and Prevention (2024). Medicare Part D Opioid Prescribing Mapping Tool. <https://cms-oeda.maps.arcgis.com/apps/MapSeries/index.html?appid=5390718d875d4c049b1ac5976a9ff083>

3. Center for Disease Control and Prevention (2024). Opioid Dispensing Rate Maps. <https://www.cdc.gov/overdose-prevention/data-research/facts-stats/opioid-dispensing-rate-maps.html>

4. Office of the Inspector General (2023). The Consistently Low Percentage of Medicare Enrollees Receiving Medication to Treat Their Opioid Use Disorder Remains a Concern. <https://oig.hhs.gov/documents/evaluation/2722/OEI-02-23-00250-Complete%20Report.pdf>

5. Singh, K., Murali, A., Stevens, H., Vydiswaran, V. G. V., Bohnert, A., Brummett, C. M., & Fernandez, A. C. (2022). Predicting persistent opioid use after surgery using electronic health record and patient-reported data. *Surgery*, 172(1), 241–248. <https://doi.org/10.1016/j.surg.2022.01.008>

6. Office of the Inspector General (2023). The Consistently Low Percentage of Medicare Enrollees Receiving Medication to Treat Their Opioid Use Disorder Remains a Concern. <https://oig.hhs.gov/oei/reports/OEI-02-23-00250.pdf>

7. Desmarais, M. (2024). Opioid Use Disorder in the Medicare Fee-for-Service Program. The Moran Company, an HMA Company. <https://www.healthmanagement.com/insights/briefs-reports/economic-analysis-of-opioid-use-disorder-in-the-medicare-fee-for-service-program/>

8. Centers for Disease Control and Prevention (2025). Provisional Drug Overdose Death Counts. <https://www.cdc.gov/nchs/nvss/vsrr/drug-overdose-data.htm>



# New Jersey's Opioid Crisis

*How the opioid epidemic has continued to impact the people of New Jersey*

## State Facts



**1,495 Deaths**

or 81% of total overdose deaths involved opioids in 2024.<sup>1</sup>

**Rx**

**1,042,375 Claims**

or 2.76% of all Medicare Part D claims were for opioids in 2022 - an average of **30 per prescriber**.<sup>2</sup>



**26.3 Opioid Prescriptions**

were written for every 100 persons in New Jersey in 2023.<sup>3</sup>



**25,512 Beneficiaries**

on Medicare Part D had Opioid Use Disorder in 2022.<sup>4</sup>

## National Data



**90%**

of surgical patients receive an opioid prescription following surgery annually.<sup>5</sup>



**194,447**

Medicare Part D beneficiaries received "high" or "extreme" amounts of prescription opioids in 2022.<sup>6</sup>



**1.1 Million**

Medicare beneficiaries suffered from Opioid Use Disorder in 2022.<sup>6</sup>



**\$33 Billion**

was the estimated cost to the Medicare program of Opioid Use Disorder in 2022.<sup>7</sup>

**Over 54,000 Americans**

died from an opioid-related drug overdose in 2024 - **68% of all overdoses** that year.<sup>8</sup>

**148 Americans Everyday**

were lost due to an opioid-related drug overdose in 2024.<sup>8</sup>

1. Centers for Disease Control and Prevention (2025). Provisional Drug Overdose Death Counts. <https://www.cdc.gov/nchs/nvss/vsrr/drug-overdose-data.htm>

2. Centers for Disease Control and Prevention (2024). Medicare Part D Opioid Prescribing Mapping Tool. <https://cms-oeda.maps.arcgis.com/apps/MapSeries/index.html?appid=5390718d875d4c049b1ac5976a9ff083>

3. Center for Disease Control and Prevention (2024). Opioid Dispensing Rate Maps. <https://www.cdc.gov/overdose-prevention/data-research/facts-stats/opioid-dispensing-rate-maps.html>

4. Office of the Inspector General (2023). The Consistently Low Percentage of Medicare Enrollees Receiving Medication to Treat Their Opioid Use Disorder Remains a Concern. <https://oig.hhs.gov/documents/evaluation/2722/OEI-02-23-00250-Complete%20Report.pdf>

5. Singh, K., Murali, A., Stevens, H., Vydiswaran, V. G. V., Bohnert, A., Brummett, C. M., & Fernandez, A. C. (2022). Predicting persistent opioid use after surgery using electronic health record and patient-reported data. *Surgery*, 172(1), 241–248. <https://doi.org/10.1016/j.surg.2022.01.008>

6. Office of the Inspector General (2023). The Consistently Low Percentage of Medicare Enrollees Receiving Medication to Treat Their Opioid Use Disorder Remains a Concern. <https://oig.hhs.gov/oei/reports/OEI-02-23-00250.pdf>

7. Desmarais, M. (2024). Opioid Use Disorder in the Medicare Fee-for-Service Program. The Moran Company, an HMA Company. <https://www.healthmanagement.com/insights/briefs-reports/economic-analysis-of-opioid-use-disorder-in-the-medicare-fee-for-service-program/>

8. Centers for Disease Control and Prevention (2025). Provisional Drug Overdose Death Counts. <https://www.cdc.gov/nchs/nvss/vsrr/drug-overdose-data.htm>



# New Mexico's Opioid Crisis

*How the opioid epidemic has continued to impact the people of New Mexico*

## State Facts



**489 Deaths**

or 63.9% of total overdose deaths involved opioids in 2024.<sup>1</sup>

**Rx**

**318,419 Claims**

or 4.25% of all Medicare Part D claims were for opioids in 2022 - an average of **39 per prescriber**.<sup>2</sup>



**33.7 Opioid Prescriptions**

were written for every 100 persons in New Mexico in 2023.<sup>3</sup>



**10,247 Beneficiaries**

on Medicare Part D had Opioid Use Disorder in 2022.<sup>4</sup>

## National Data



**90%**

of surgical patients receive an opioid prescription following surgery annually.<sup>5</sup>



**194,447**

Medicare Part D beneficiaries received "high" or "extreme" amounts of prescription opioids in 2022.<sup>6</sup>



**1.1 Million**

Medicare beneficiaries suffered from Opioid Use Disorder in 2022.<sup>6</sup>



**\$33 Billion**

was the estimated cost to the Medicare program of Opioid Use Disorder in 2022.<sup>7</sup>

**Over 54,000 Americans**

died from an opioid-related drug overdose in 2024 - **68% of all overdoses** that year.<sup>8</sup>

**148 Americans Everyday**

were lost due to an opioid-related drug overdose in 2024.<sup>8</sup>

1. Centers for Disease Control and Prevention (2025). Provisional Drug Overdose Death Counts. <https://www.cdc.gov/nchs/nvss/vsrr/drug-overdose-data.htm>

2. Centers for Disease Control and Prevention (2024). Medicare Part D Opioid Prescribing Mapping Tool. <https://cms-oeda.maps.arcgis.com/apps/MapSeries/index.html?appid=5390718d875d4c049b1ac5976a9ff083>

3. Center for Disease Control and Prevention (2024). Opioid Dispensing Rate Maps. <https://www.cdc.gov/overdose-prevention/data-research/facts-stats/opioid-dispensing-rate-maps.html>

4. Office of the Inspector General (2023). The Consistently Low Percentage of Medicare Enrollees Receiving Medication to Treat Their Opioid Use Disorder Remains a Concern. <https://oig.hhs.gov/documents/evaluation/2722/OEI-02-23-00250-Complete%20Report.pdf>

5. Singh, K., Murali, A., Stevens, H., Vydiswaran, V. G. V., Bohnert, A., Brummett, C. M., & Fernandez, A. C. (2022). Predicting persistent opioid use after surgery using electronic health record and patient-reported data. *Surgery*, 172(1), 241–248. <https://doi.org/10.1016/j.surg.2022.01.008>

6. Office of the Inspector General (2023). The Consistently Low Percentage of Medicare Enrollees Receiving Medication to Treat Their Opioid Use Disorder Remains a Concern. <https://oig.hhs.gov/oei/reports/OEI-02-23-00250.pdf>

7. Desmarais, M. (2024). Opioid Use Disorder in the Medicare Fee-for-Service Program. The Moran Company, an HMA Company. <https://www.healthmanagement.com/insights/briefs-reports/economic-analysis-of-opioid-use-disorder-in-the-medicare-fee-for-service-program/>

8. Centers for Disease Control and Prevention (2025). Provisional Drug Overdose Death Counts. <https://www.cdc.gov/nchs/nvss/vsrr/drug-overdose-data.htm>





# New York's Opioid Crisis

*How the opioid epidemic has continued to impact the people of New York*

## State Facts



**1,701 Deaths**

or 75.3% of total overdose deaths involved opioids in 2024.<sup>1</sup>



**2.2 Million Claims**

or 2.23% of all Medicare Part D claims were for opioids in 2022 - an average of **22 per prescriber**.<sup>2</sup>



**26.3 Opioid Prescriptions**

were written for every 100 persons in New York in 2023.<sup>3</sup>



**43,823 Beneficiaries**

on Medicare Part D had Opioid Use Disorder in 2022.<sup>4</sup>

## National Data



**90%**

of surgical patients receive an opioid prescription following surgery annually.<sup>5</sup>



**194,447**

Medicare Part D beneficiaries received "high" or "extreme" amounts of prescription opioids in 2022.<sup>6</sup>



**1.1 Million**

Medicare beneficiaries suffered from Opioid Use Disorder in 2022.<sup>6</sup>



**\$33 Billion**

was the estimated cost to the Medicare program of Opioid Use Disorder in 2022.<sup>7</sup>

**Over 54,000 Americans**

died from an opioid-related drug overdose in 2024 - **68% of all overdoses** that year.<sup>8</sup>

**148 Americans Everyday**

were lost due to an opioid-related drug overdose in 2024.<sup>8</sup>

1. Centers for Disease Control and Prevention (2025). Provisional Drug Overdose Death Counts. <https://www.cdc.gov/nchs/nvss/vsrr/drug-overdose-data.htm>

2. Centers for Disease Control and Prevention (2024). Medicare Part D Opioid Prescribing Mapping Tool. <https://cms-oeda.maps.arcgis.com/apps/MapSeries/index.html?appid=5390718d875d4c049b1ac5976a9ff083>

3. Center for Disease Control and Prevention (2024). Opioid Dispensing Rate Maps. <https://www.cdc.gov/overdose-prevention/data-research/facts-stats/opioid-dispensing-rate-maps.html>

4. Office of the Inspector General (2023). The Consistently Low Percentage of Medicare Enrollees Receiving Medication to Treat Their Opioid Use Disorder Remains a Concern. <https://oig.hhs.gov/documents/evaluation/2722/OEI-02-23-00250-Complete%20Report.pdf>

5. Singh, K., Murali, A., Stevens, H., Vydiswaran, V. G. V., Bohnert, A., Brummett, C. M., & Fernandez, A. C. (2022). Predicting persistent opioid use after surgery using electronic health record and patient-reported data. *Surgery*, 172(1), 241–248. <https://doi.org/10.1016/j.surg.2022.01.008>

6. Office of the Inspector General (2023). The Consistently Low Percentage of Medicare Enrollees Receiving Medication to Treat Their Opioid Use Disorder Remains a Concern. <https://oig.hhs.gov/oei/reports/OEI-02-23-00250.pdf>

7. Desmarais, M. (2024). Opioid Use Disorder in the Medicare Fee-for-Service Program. The Moran Company, an HMA Company. <https://www.healthmanagement.com/insights/briefs-reports/economic-analysis-of-opioid-use-disorder-in-the-medicare-fee-for-service-program/>

8. Centers for Disease Control and Prevention (2025). Provisional Drug Overdose Death Counts. <https://www.cdc.gov/nchs/nvss/vsrr/drug-overdose-data.htm>



# North Carolina's Opioid Crisis

*How the opioid epidemic has continued to impact the people of North Carolina*

## State Facts



**2,012 Deaths**

or 76.9% of total overdose deaths involved opioids in 2024.<sup>1</sup>

**Rx**

**Over 1.2 Million**

people in North Carolina, or **11.9% of residents** received a prescription opioid in 2023.<sup>2</sup>



**46.7 Opioid Prescriptions**

were written for every 100 persons in North Carolina in 2023.<sup>3</sup>



**39,606 Beneficiaries**

on Medicare Part D had Opioid Use Disorder in 2022.<sup>4</sup>

## National Data



**90%**

of surgical patients receive an opioid prescription following surgery annually.<sup>5</sup>



**194,447**

Medicare Part D beneficiaries received "high" or "extreme" amounts of prescription opioids in 2022.<sup>6</sup>



**1.1 Million**

Medicare beneficiaries suffered from Opioid Use Disorder in 2022.<sup>6</sup>



**\$33 Billion**

was the estimated cost to the Medicare program of Opioid Use Disorder in 2022.<sup>7</sup>

**Over 54,000 Americans**

died from an opioid-related drug overdose in 2024 - **68% of all overdoses** that year.<sup>8</sup>

**148 Americans Everyday**

were lost due to an opioid-related drug overdose in 2024.<sup>8</sup>

1. Centers for Disease Control and Prevention (2025). Provisional Drug Overdose Death Counts. <https://www.cdc.gov/nchs/nvss/vsrr/drug-overdose-data.htm>

2. North Carolina Department of Health and Human Services (2024). North Carolina Overdose Epidemic Data. <https://www.dph.ncdhhs.gov/programs/chronic-disease-and-injury/injury-and-violence-prevention-branch/north-carolina-overdose-epidemic-data#data-dashboard>

3. Center for Disease Control and Prevention (2024). Opioid Dispensing Rate Maps. <https://www.cdc.gov/overdose-prevention/data-research/facts-stats/opioid-dispensing-rate-maps.html>


4. Office of the Inspector General (2023). The Consistently Low Percentage of Medicare Enrollees Receiving Medication to Treat Their Opioid Use Disorder Remains a Concern. <https://oig.hhs.gov/documents/evaluation/2722/OEI-02-23-00250-Complete%20Report.pdf>

5. Singh, K., Murali, A., Stevens, H., Vydiswaran, V. G. V., Bohnert, A., Brummett, C. M., & Fernandez, A. C. (2022). Predicting persistent opioid use after surgery using electronic health record and patient-reported data. *Surgery*, 172(1), 241–248. <https://doi.org/10.1016/j.surg.2022.01.008>

6. Office of the Inspector General (2023). The Consistently Low Percentage of Medicare Enrollees Receiving Medication to Treat Their Opioid Use Disorder Remains a Concern. <https://oig.hhs.gov/oei/reports/OEI-02-23-00250.pdf>

7. Desmarais, M. (2024). Opioid Use Disorder in the Medicare Fee-for-Service Program. The Moran Company, an HMA Company. <https://www.healthmanagement.com/insights/briefs-reports/economic-analysis-of-opioid-use-disorder-in-the-medicare-fee-for-service-program/>

8. Centers for Disease Control and Prevention (2025). Provisional Drug Overdose Death Counts. <https://www.cdc.gov/nchs/nvss/vsrr/drug-overdose-data.htm>



# North Dakota's Opioid Crisis

*How the opioid epidemic has continued to impact the people of North Dakota*

## State Facts



**79 Deaths**

or 67% of total overdose deaths involved opioids in 2024.<sup>1</sup>

**Rx**

**120,535 Claims**

or 3.06% of all Medicare Part D claims were for opioids in 2022 - an average of **36 per prescriber**.<sup>2</sup>



**32.4 Opioid Prescriptions**

were written for every 100 persons in North Dakota in 2023.<sup>3</sup>



**1,053 Beneficiaries**

on Medicare Part D had Opioid Use Disorder in 2022.<sup>4</sup>

## National Data



**90%**

of surgical patients receive an opioid prescription following surgery annually.<sup>5</sup>



**194,447**

Medicare Part D beneficiaries received "high" or "extreme" amounts of prescription opioids in 2022.<sup>6</sup>



**1.1 Million**

Medicare beneficiaries suffered from Opioid Use Disorder in 2022.<sup>6</sup>



**\$33 Billion**

was the estimated cost to the Medicare program of Opioid Use Disorder in 2022.<sup>7</sup>

**Over 54,000 Americans**

died from an opioid-related drug overdose in 2024 - **68% of all overdoses** that year.<sup>8</sup>

**148 Americans Everyday**

were lost due to an opioid-related drug overdose in 2024.<sup>8</sup>

1. Centers for Disease Control and Prevention (2025). Provisional Drug Overdose Death Counts. <https://www.cdc.gov/nchs/nvss/vsrr/drug-overdose-data.htm>

2. Centers for Disease Control and Prevention (2024). Medicare Part D Opioid Prescribing Mapping Tool. <https://cms-oeda.maps.arcgis.com/apps/MapSeries/index.html?appid=5390718d875d4c049b1ac5976a9ff083>

3. Center for Disease Control and Prevention (2024). Opioid Dispensing Rate Maps. <https://www.cdc.gov/overdose-prevention/data-research/facts-stats/opioid-dispensing-rate-maps.html>

4. Office of the Inspector General (2023). The Consistently Low Percentage of Medicare Enrollees Receiving Medication to Treat Their Opioid Use Disorder Remains a Concern. <https://oig.hhs.gov/documents/evaluation/2722/OEI-02-23-00250-Complete%20Report.pdf>

5. Singh, K., Murali, A., Stevens, H., Vydiswaran, V. G. V., Bohnert, A., Brummett, C. M., & Fernandez, A. C. (2022). Predicting persistent opioid use after surgery using electronic health record and patient-reported data. *Surgery*, 172(1), 241–248. <https://doi.org/10.1016/j.surg.2022.01.008>

6. Office of the Inspector General (2023). The Consistently Low Percentage of Medicare Enrollees Receiving Medication to Treat Their Opioid Use Disorder Remains a Concern. <https://oig.hhs.gov/oei/reports/OEI-02-23-00250.pdf>

7. Desmarais, M. (2024). Opioid Use Disorder in the Medicare Fee-for-Service Program. The Moran Company, an HMA Company. <https://www.healthmanagement.com/insights/briefs-reports/economic-analysis-of-opioid-use-disorder-in-the-medicare-fee-for-service-program/>

8. Centers for Disease Control and Prevention (2025). Provisional Drug Overdose Death Counts. <https://www.cdc.gov/nchs/nvss/vsrr/drug-overdose-data.htm>



# Ohio's Opioid Crisis

*How the opioid epidemic has continued to impact the people of Ohio*

## State Facts



**2,273 Deaths**

or 72.5% of total overdose deaths involved opioids in 2024.<sup>1</sup>

**Rx**

**2,247,234 Claims**

or 3.47% of all Medicare Part D claims were for opioids in 2022 - an average of **43 per prescriber**.<sup>2</sup>



**40.7 Opioid Prescriptions**

were written for every 100 persons in Ohio in 2023.<sup>3</sup>



**31,207 Beneficiaries**

on Medicare Part D had Opioid Use Disorder in 2022.<sup>4</sup>

## National Data



**90%**

of surgical patients receive an opioid prescription following surgery annually.<sup>5</sup>



**194,447**

Medicare Part D beneficiaries received "high" or "extreme" amounts of prescription opioids in 2022.<sup>6</sup>



**1.1 Million**

Medicare beneficiaries suffered from Opioid Use Disorder in 2022.<sup>6</sup>



**\$33 Billion**

was the estimated cost to the Medicare program of Opioid Use Disorder in 2022.<sup>7</sup>

**Over 54,000 Americans**

died from an opioid-related drug overdose in 2024 - **68% of all overdoses** that year.<sup>8</sup>

**148 Americans Everyday**

were lost due to an opioid-related drug overdose in 2024.<sup>8</sup>

1. Centers for Disease Control and Prevention (2025). Provisional Drug Overdose Death Counts. <https://www.cdc.gov/nchs/nvss/vsrr/drug-overdose-data.htm>

2. Centers for Disease Control and Prevention (2024). Medicare Part D Opioid Prescribing Mapping Tool. <https://cms-oeda.maps.arcgis.com/apps/MapSeries/index.html?appid=5390718d875d4c049b1ac5976a9ff083>

3. Center for Disease Control and Prevention (2024). Opioid Dispensing Rate Maps. <https://www.cdc.gov/overdose-prevention/data-research/facts-stats/opioid-dispensing-rate-maps.html>

4. Office of the Inspector General (2023). The Consistently Low Percentage of Medicare Enrollees Receiving Medication to Treat Their Opioid Use Disorder Remains a Concern. <https://oig.hhs.gov/documents/evaluation/2722/OEI-02-23-00250-Complete%20Report.pdf>

5. Singh, K., Murali, A., Stevens, H., Vydiswaran, V. G. V., Bohnert, A., Brummett, C. M., & Fernandez, A. C. (2022). Predicting persistent opioid use after surgery using electronic health record and patient-reported data. *Surgery*, 172(1), 241–248. <https://doi.org/10.1016/j.surg.2022.01.008>

6. Office of the Inspector General (2023). The Consistently Low Percentage of Medicare Enrollees Receiving Medication to Treat Their Opioid Use Disorder Remains a Concern. <https://oig.hhs.gov/oei/reports/OEI-02-23-00250.pdf>

7. Desmarais, M. (2024). Opioid Use Disorder in the Medicare Fee-for-Service Program. The Moran Company, an HMA Company. <https://www.healthmanagement.com/insights/briefs-reports/economic-analysis-of-opioid-use-disorder-in-the-medicare-fee-for-service-program/>

8. Centers for Disease Control and Prevention (2025). Provisional Drug Overdose Death Counts. <https://www.cdc.gov/nchs/nvss/vsrr/drug-overdose-data.htm>



# Oklahoma's Opioid Crisis

*How the opioid epidemic has continued to impact the people of Oklahoma*

## State Facts



**559 Deaths**

or 58.2% of total overdose deaths involved opioids in 2024.<sup>1</sup>



**975,255 Claims**

or 5.26% of all Medicare Part D claims were for opioids in 2022 - an average of **72 per prescriber**.<sup>2</sup>



**52.9 Opioid Prescriptions**

were written for every 100 persons in Oklahoma in 2023.<sup>3</sup>



**23,021 Beneficiaries**

on Medicare Part D had Opioid Use Disorder in 2022.<sup>4</sup>

## National Data



**90%**

of surgical patients receive an opioid prescription following surgery annually.<sup>5</sup>



**194,447**

Medicare Part D beneficiaries received "high" or "extreme" amounts of prescription opioids in 2022.<sup>6</sup>



**1.1 Million**

Medicare beneficiaries suffered from Opioid Use Disorder in 2022.<sup>6</sup>



**\$33 Billion**

was the estimated cost to the Medicare program of Opioid Use Disorder in 2022.<sup>7</sup>

**Over 54,000 Americans**

died from an opioid-related drug overdose in 2024 - **68% of all overdoses** that year.<sup>8</sup>

**148 Americans Everyday**

were lost due to an opioid-related drug overdose in 2024.<sup>8</sup>

1. Centers for Disease Control and Prevention (2025). Provisional Drug Overdose Death Counts. <https://www.cdc.gov/nchs/nvss/vsrr/drug-overdose-data.htm>

2. Centers for Disease Control and Prevention (2024). Medicare Part D Opioid Prescribing Mapping Tool. <https://cms-oeda.maps.arcgis.com/apps/MapSeries/index.html?appid=5390718d875d4c049b1ac5976a9ff083>

3. Center for Disease Control and Prevention (2024). Opioid Dispensing Rate Maps. <https://www.cdc.gov/overdose-prevention/data-research/facts-stats/opioid-dispensing-rate-maps.html>

4. Office of the Inspector General (2023). The Consistently Low Percentage of Medicare Enrollees Receiving Medication to Treat Their Opioid Use Disorder Remains a Concern. <https://oig.hhs.gov/documents/evaluation/2722/OEI-02-23-00250-Complete%20Report.pdf>

5. Singh, K., Murali, A., Stevens, H., Vydiswaran, V. G. V., Bohnert, A., Brummett, C. M., & Fernandez, A. C. (2022). Predicting persistent opioid use after surgery using electronic health record and patient-reported data. *Surgery*, 172(1), 241–248. <https://doi.org/10.1016/j.surg.2022.01.008>

6. Office of the Inspector General (2023). The Consistently Low Percentage of Medicare Enrollees Receiving Medication to Treat Their Opioid Use Disorder Remains a Concern. <https://oig.hhs.gov/oei/reports/OEI-02-23-00250.pdf>

7. Desmarais, M. (2024). Opioid Use Disorder in the Medicare Fee-for-Service Program. The Moran Company, an HMA Company. <https://www.healthmanagement.com/insights/briefs-reports/economic-analysis-of-opioid-use-disorder-in-the-medicare-fee-for-service-program/>

8. Centers for Disease Control and Prevention (2025). Provisional Drug Overdose Death Counts. <https://www.cdc.gov/nchs/nvss/vsrr/drug-overdose-data.htm>



# Oregon's Opioid Crisis

*How the opioid epidemic has continued to impact the people of Oregon*

## State Facts



**1,048 Deaths**

or 72.3% of total overdose deaths involved opioids in 2024.<sup>1</sup>



**910,596 Claims**

or 5.15% of all Medicare Part D claims were for opioids in 2022 - an average of **49 per prescriber**.<sup>2</sup>



**40 Opioid Prescriptions**

were written for every 100 persons in Oregon in 2023.<sup>3</sup>



**16,761 Beneficiaries**

on Medicare Part D had Opioid Use Disorder in 2022.<sup>4</sup>

## National Data



**90%**

of surgical patients receive an opioid prescription following surgery annually.<sup>5</sup>



**194,447**

Medicare Part D beneficiaries received "high" or "extreme" amounts of prescription opioids in 2022.<sup>6</sup>



**1.1 Million**

Medicare beneficiaries suffered from Opioid Use Disorder in 2022.<sup>6</sup>



**\$33 Billion**

was the estimated cost to the Medicare program of Opioid Use Disorder in 2022.<sup>7</sup>

**Over 54,000 Americans**

died from an opioid-related drug overdose in 2024 - **68% of all overdoses** that year.<sup>8</sup>

**148 Americans Everyday**

were lost due to an opioid-related drug overdose in 2024.<sup>8</sup>

1. Centers for Disease Control and Prevention (2025). Provisional Drug Overdose Death Counts. <https://www.cdc.gov/nchs/nvss/vsrr/drug-overdose-data.htm>

2. Centers for Disease Control and Prevention (2024). Medicare Part D Opioid Prescribing Mapping Tool. <https://cms-oeda.maps.arcgis.com/apps/MapSeries/index.html?appid=5390718d875d4c049b1ac5976a9ff083>

3. Center for Disease Control and Prevention (2024). Opioid Dispensing Rate Maps. <https://www.cdc.gov/overdose-prevention/data-research/facts-stats/opioid-dispensing-rate-maps.html>

4. Office of the Inspector General (2023). The Consistently Low Percentage of Medicare Enrollees Receiving Medication to Treat Their Opioid Use Disorder Remains a Concern. <https://oig.hhs.gov/documents/evaluation/2722/OEI-02-23-00250-Complete%20Report.pdf>

5. Singh, K., Murali, A., Stevens, H., Vydiswaran, V. G. V., Bohnert, A., Brummett, C. M., & Fernandez, A. C. (2022). Predicting persistent opioid use after surgery using electronic health record and patient-reported data. *Surgery*, 172(1), 241–248. <https://doi.org/10.1016/j.surg.2022.01.008>

6. Office of the Inspector General (2023). The Consistently Low Percentage of Medicare Enrollees Receiving Medication to Treat Their Opioid Use Disorder Remains a Concern. <https://oig.hhs.gov/oei/reports/OEI-02-23-00250.pdf>

7. Desmarais, M. (2024). Opioid Use Disorder in the Medicare Fee-for-Service Program. The Moran Company, an HMA Company. <https://www.healthmanagement.com/insights/briefs-reports/economic-analysis-of-opioid-use-disorder-in-the-medicare-fee-for-service-program/>

8. Centers for Disease Control and Prevention (2025). Provisional Drug Overdose Death Counts. <https://www.cdc.gov/nchs/nvss/vsrr/drug-overdose-data.htm>





# Pennsylvania's Opioid Crisis

*How the opioid epidemic has continued to impact the people of Pennsylvania*

## State Facts



**3,935 Deaths**

or 83.4% of total overdose deaths involved opioids in 2023.<sup>1</sup>

**Rx**

**2.4 Million Claims**

or 3.2% of all Medicare Part D claims were for opioids in 2022 - an average of **39 per prescriber**.<sup>2</sup>



**36.4 Opioid Prescriptions**

were written for every 100 persons in Pennsylvania in 2023.<sup>3</sup>



**54,641 Beneficiaries**

on Medicare Part D had Opioid Use Disorder in 2022.<sup>4</sup>

## National Data



**90%**

of surgical patients receive an opioid prescription following surgery annually.<sup>5</sup>



**194,447**

Medicare Part D beneficiaries received "high" or "extreme" amounts of prescription opioids in 2022.<sup>6</sup>



**1.1 Million**

Medicare beneficiaries suffered from Opioid Use Disorder in 2022.<sup>6</sup>



**\$33 Billion**

was the estimated cost to the Medicare program of Opioid Use Disorder in 2022.<sup>7</sup>

**Over 54,000 Americans**

died from an opioid-related drug overdose in 2024 - **68% of all overdoses** that year.<sup>8</sup>

**148 Americans Everyday**

were lost due to an opioid-related drug overdose in 2024.<sup>8</sup>

1. Centers for Disease Control and Prevention (2024). SUDORS Dashboard: Fatal Drug Overdose Data. <https://www.cdc.gov/overdose-prevention/data-research/facts-stats/sudors-dashboard-fatal-overdose-data.html>

2. Centers for Disease Control and Prevention (2024). Medicare Part D Opioid Prescribing Mapping Tool. <https://cms-oeda.maps.arcgis.com/apps/MapSeries/index.html?appid=5390718d875d4c049b1ac5976a9ff083>

3. Center for Disease Control and Prevention (2024). Opioid Dispensing Rate Maps. <https://www.cdc.gov/overdose-prevention/data-research/facts-stats/opioid-dispensing-rate-maps.html>

4. Office of the Inspector General (2023). The Consistently Low Percentage of Medicare Enrollees Receiving Medication to Treat Their Opioid Use Disorder Remains a Concern. <https://oig.hhs.gov/documents/evaluation/2722/OEI-02-23-00250-Complete%20Report.pdf>

5. Singh, K., Murali, A., Stevens, H., Vydiswaran, V. G. V., Bohnert, A., Brummett, C. M., & Fernandez, A. C. (2022). Predicting persistent opioid use after surgery using electronic health record and patient-reported data. *Surgery*, 172(1), 241–248. <https://doi.org/10.1016/j.surg.2022.01.008>

6. Office of the Inspector General (2023). The Consistently Low Percentage of Medicare Enrollees Receiving Medication to Treat Their Opioid Use Disorder Remains a Concern. <https://oig.hhs.gov/oei/reports/OEI-02-23-00250.pdf>

7. Desmarais, M. (2024). Opioid Use Disorder in the Medicare Fee-for-Service Program. The Moran Company, an HMA Company. <https://www.healthmanagement.com/insights/briefs-reports/economic-analysis-of-opioid-use-disorder-in-the-medicare-fee-for-service-program/>

8. Centers for Disease Control and Prevention (2025). Provisional Drug Overdose Death Counts. <https://www.cdc.gov/nchs/nvss/vsrr/drug-overdose-data.htm>



# Rhode Island's Opioid Crisis

*How the opioid epidemic has continued to impact the people of Rhode Island*

## State Facts



**232 Deaths**

or 69.9% of total overdose deaths involved opioids in 2024.<sup>1</sup>

**Rx**

**156,010 Claims**

or 2.62% of all Medicare Part D claims were for opioids in 2022 - an average of **28 per prescriber**.<sup>2</sup>



**30.5 Opioid Prescriptions**

were written for every 100 persons in Rhode Island in 2023.<sup>3</sup>



**4,025 Beneficiaries**

on Medicare Part D had Opioid Use Disorder in 2022.<sup>4</sup>

## National Data



**90%**

of surgical patients receive an opioid prescription following surgery annually.<sup>5</sup>



**194,447**

Medicare Part D beneficiaries received "high" or "extreme" amounts of prescription opioids in 2022.<sup>6</sup>



**1.1 Million**

Medicare beneficiaries suffered from Opioid Use Disorder in 2022.<sup>6</sup>



**\$33 Billion**

was the estimated cost to the Medicare program of Opioid Use Disorder in 2022.<sup>7</sup>

**Over 54,000 Americans**

died from an opioid-related drug overdose in 2024 - **68% of all overdoses** that year.<sup>8</sup>

**148 Americans Everyday**

were lost due to an opioid-related drug overdose in 2024.<sup>8</sup>

1. Centers for Disease Control and Prevention (2025). Provisional Drug Overdose Death Counts. <https://www.cdc.gov/nchs/nvss/vsrr/drug-overdose-data.htm>

2. Centers for Disease Control and Prevention (2024). Medicare Part D Opioid Prescribing Mapping Tool. <https://cms-oeda.maps.arcgis.com/apps/MapSeries/index.html?appid=5390718d875d4c049b1ac5976a9ff083>

3. Center for Disease Control and Prevention (2024). Opioid Dispensing Rate Maps. <https://www.cdc.gov/overdose-prevention/data-research/facts-stats/opioid-dispensing-rate-maps.html>

4. Office of the Inspector General (2023). The Consistently Low Percentage of Medicare Enrollees Receiving Medication to Treat Their Opioid Use Disorder Remains a Concern. <https://oig.hhs.gov/documents/evaluation/2722/OEI-02-23-00250-Complete%20Report.pdf>

5. Singh, K., Murali, A., Stevens, H., Vydiswaran, V. G. V., Bohnert, A., Brummett, C. M., & Fernandez, A. C. (2022). Predicting persistent opioid use after surgery using electronic health record and patient-reported data. *Surgery*, 172(1), 241–248. <https://doi.org/10.1016/j.surg.2022.01.008>

6. Office of the Inspector General (2023). The Consistently Low Percentage of Medicare Enrollees Receiving Medication to Treat Their Opioid Use Disorder Remains a Concern. <https://oig.hhs.gov/oei/reports/OEI-02-23-00250.pdf>

7. Desmarais, M. (2024). Opioid Use Disorder in the Medicare Fee-for-Service Program. The Moran Company, an HMA Company. <https://www.healthmanagement.com/insights/briefs-reports/economic-analysis-of-opioid-use-disorder-in-the-medicare-fee-for-service-program/>

8. Centers for Disease Control and Prevention (2025). Provisional Drug Overdose Death Counts. <https://www.cdc.gov/nchs/nvss/vsrr/drug-overdose-data.htm>



# South Carolina's Opioid Crisis

*How the opioid epidemic has continued to impact the people of South Carolina*

## State Facts



**1,034 Deaths**

or 70.8% of total overdose deaths involved opioids in 2024.<sup>1</sup>

**Rx**

**1,173,184 Claims**

or 4.4% of all Medicare Part D claims were for opioids in 2022 - an average of **58 per prescriber**.<sup>2</sup>



**48.4 Opioid Prescriptions**

were written for every 100 persons in South Carolina in 2023.<sup>3</sup>



**15,584 Beneficiaries**

on Medicare Part D had Opioid Use Disorder in 2022.<sup>4</sup>

## National Data



**90%**

of surgical patients receive an opioid prescription following surgery annually.<sup>5</sup>



**194,447**

Medicare Part D beneficiaries received "high" or "extreme" amounts of prescription opioids in 2022.<sup>6</sup>



**1.1 Million**

Medicare beneficiaries suffered from Opioid Use Disorder in 2022.<sup>6</sup>



**\$33 Billion**

was the estimated cost to the Medicare program of Opioid Use Disorder in 2022.<sup>7</sup>

**Over 54,000 Americans**

died from an opioid-related drug overdose in 2024 - **68% of all overdoses** that year.<sup>8</sup>

**148 Americans Everyday**

were lost due to an opioid-related drug overdose in 2024.<sup>8</sup>

1. Centers for Disease Control and Prevention (2025). Provisional Drug Overdose Death Counts. <https://www.cdc.gov/nchs/nvss/vsrr/drug-overdose-data.htm>

2. Centers for Disease Control and Prevention (2024). Medicare Part D Opioid Prescribing Mapping Tool. <https://cms-oeda.maps.arcgis.com/apps/MapSeries/index.html?appid=5390718d875d4c049b1ac5976a9ff083>

3. Center for Disease Control and Prevention (2024). Opioid Dispensing Rate Maps. <https://www.cdc.gov/overdose-prevention/data-research/facts-stats/opioid-dispensing-rate-maps.html>

4. Office of the Inspector General (2023). The Consistently Low Percentage of Medicare Enrollees Receiving Medication to Treat Their Opioid Use Disorder Remains a Concern. <https://oig.hhs.gov/documents/evaluation/2722/OEI-02-23-00250-Complete%20Report.pdf>

5. Singh, K., Murali, A., Stevens, H., Vydiswaran, V. G. V., Bohnert, A., Brummett, C. M., & Fernandez, A. C. (2022). Predicting persistent opioid use after surgery using electronic health record and patient-reported data. *Surgery*, 172(1), 241–248. <https://doi.org/10.1016/j.surg.2022.01.008>

6. Office of the Inspector General (2023). The Consistently Low Percentage of Medicare Enrollees Receiving Medication to Treat Their Opioid Use Disorder Remains a Concern. <https://oig.hhs.gov/oei/reports/OEI-02-23-00250.pdf>

7. Desmarais, M. (2024). Opioid Use Disorder in the Medicare Fee-for-Service Program. The Moran Company, an HMA Company. <https://www.healthmanagement.com/insights/briefs-reports/economic-analysis-of-opioid-use-disorder-in-the-medicare-fee-for-service-program/>

8. Centers for Disease Control and Prevention (2025). Provisional Drug Overdose Death Counts. <https://www.cdc.gov/nchs/nvss/vsrr/drug-overdose-data.htm>



# South Dakota's Opioid Crisis

*How the opioid epidemic has continued to impact the people of South Dakota*

## State Facts



**38 Deaths**

or 43.2% of total overdose deaths involved opioids in 2024.<sup>1</sup>

**Rx**

**159,231 Claims**

or 3.64% of all Medicare Part D claims were for opioids in 2022 - an average of **41 per prescriber**.<sup>2</sup>



**35.8 Opioid Prescriptions**

were written for every 100 persons in South Dakota in 2023.<sup>3</sup>



**836 Beneficiaries**

on Medicare Part D had Opioid Use Disorder in 2022.<sup>4</sup>

## National Data



**90%**

of surgical patients receive an opioid prescription following surgery annually.<sup>5</sup>



**194,447**

Medicare Part D beneficiaries received "high" or "extreme" amounts of prescription opioids in 2022.<sup>6</sup>



**1.1 Million**

Medicare beneficiaries suffered from Opioid Use Disorder in 2022.<sup>6</sup>



**\$33 Billion**

was the estimated cost to the Medicare program of Opioid Use Disorder in 2022.<sup>7</sup>

**Over 54,000 Americans**

died from an opioid-related drug overdose in 2024 - **68% of all overdoses** that year.<sup>8</sup>

**148 Americans Everyday**

were lost due to an opioid-related drug overdose in 2024.<sup>8</sup>

1. Centers for Disease Control and Prevention (2025). Provisional Drug Overdose Death Counts. <https://www.cdc.gov/nchs/nvss/vsrr/drug-overdose-data.htm>

2. Centers for Disease Control and Prevention (2024). Medicare Part D Opioid Prescribing Mapping Tool. <https://cms-oeda.maps.arcgis.com/apps/MapSeries/index.html?appid=5390718d875d4c049b1ac5976a9ff083>

3. Center for Disease Control and Prevention (2024). Opioid Dispensing Rate Maps. <https://www.cdc.gov/overdose-prevention/data-research/facts-stats/opioid-dispensing-rate-maps.html>

4. Office of the Inspector General (2023). The Consistently Low Percentage of Medicare Enrollees Receiving Medication to Treat Their Opioid Use Disorder Remains a Concern. <https://oig.hhs.gov/documents/evaluation/2722/OEI-02-23-00250-Complete%20Report.pdf>

5. Singh, K., Murali, A., Stevens, H., Vydiswaran, V. G. V., Bohnert, A., Brummett, C. M., & Fernandez, A. C. (2022). Predicting persistent opioid use after surgery using electronic health record and patient-reported data. *Surgery*, 172(1), 241–248. <https://doi.org/10.1016/j.surg.2022.01.008>

6. Office of the Inspector General (2023). The Consistently Low Percentage of Medicare Enrollees Receiving Medication to Treat Their Opioid Use Disorder Remains a Concern. <https://oig.hhs.gov/oei/reports/OEI-02-23-00250.pdf>

7. Desmarais, M. (2024). Opioid Use Disorder in the Medicare Fee-for-Service Program. The Moran Company, an HMA Company. <https://www.healthmanagement.com/insights/briefs-reports/economic-analysis-of-opioid-use-disorder-in-the-medicare-fee-for-service-program/>

8. Centers for Disease Control and Prevention (2025). Provisional Drug Overdose Death Counts. <https://www.cdc.gov/nchs/nvss/vsrr/drug-overdose-data.htm>



# Tennessee's Opioid Crisis

*How the opioid epidemic has continued to impact the people of Tennessee*

## State Facts



**1,842 Deaths**

or 72.4% of total overdose deaths involved opioids in 2024.<sup>1</sup>



**1.9 Million Claims**

or 4.85% of all Medicare Part D claims were for opioids in 2022 - an average of **70 per prescriber**.<sup>2</sup>



**58.6 Opioid Prescriptions**

were written for every 100 persons in Tennessee in 2023.<sup>3</sup>



**33,386 Beneficiaries**

on Medicare Part D had Opioid Use Disorder in 2022.<sup>4</sup>

## National Data



**90%**

of surgical patients receive an opioid prescription following surgery annually.<sup>5</sup>



**194,447**

Medicare Part D beneficiaries received "high" or "extreme" amounts of prescription opioids in 2022.<sup>6</sup>



**1.1 Million**

Medicare beneficiaries suffered from Opioid Use Disorder in 2022.<sup>6</sup>



**\$33 Billion**

was the estimated cost to the Medicare program of Opioid Use Disorder in 2022.<sup>7</sup>

**Over 54,000 Americans**

died from an opioid-related drug overdose in 2024 - **68% of all overdoses** that year.<sup>8</sup>

**148 Americans Everyday**

were lost due to an opioid-related drug overdose in 2024.<sup>8</sup>

1. Centers for Disease Control and Prevention (2025). Provisional Drug Overdose Death Counts. <https://www.cdc.gov/nchs/nvss/vsrr/drug-overdose-data.htm>

2. Centers for Disease Control and Prevention (2024). Medicare Part D Opioid Prescribing Mapping Tool. <https://cms-oeda.maps.arcgis.com/apps/MapSeries/index.html?appid=5390718d875d4c049b1ac5976a9ff083>

3. Center for Disease Control and Prevention (2024). Opioid Dispensing Rate Maps. <https://www.cdc.gov/overdose-prevention/data-research/facts-stats/opioid-dispensing-rate-maps.html>

4. Office of the Inspector General (2023). The Consistently Low Percentage of Medicare Enrollees Receiving Medication to Treat Their Opioid Use Disorder Remains a Concern. <https://oig.hhs.gov/documents/evaluation/2722/OEI-02-23-00250-Complete%20Report.pdf>

5. Singh, K., Murali, A., Stevens, H., Vydiswaran, V. G. V., Bohnert, A., Brummett, C. M., & Fernandez, A. C. (2022). Predicting persistent opioid use after surgery using electronic health record and patient-reported data. *Surgery*, 172(1), 241–248. <https://doi.org/10.1016/j.surg.2022.01.008>

6. Office of the Inspector General (2023). The Consistently Low Percentage of Medicare Enrollees Receiving Medication to Treat Their Opioid Use Disorder Remains a Concern. <https://oig.hhs.gov/oei/reports/OEI-02-23-00250.pdf>

7. Desmarais, M. (2024). Opioid Use Disorder in the Medicare Fee-for-Service Program. The Moran Company, an HMA Company. <https://www.healthmanagement.com/insights/briefs-reports/economic-analysis-of-opioid-use-disorder-in-the-medicare-fee-for-service-program/>

8. Centers for Disease Control and Prevention (2025). Provisional Drug Overdose Death Counts. <https://www.cdc.gov/nchs/nvss/vsrr/drug-overdose-data.htm>



# Texas' Opioid Crisis

*How the opioid epidemic has continued to impact the people of Texas*

## State Facts



**2,379 Deaths**

or 47.7% of total unintentional overdose deaths involved opioids in 2024.<sup>1</sup>

**Rx**

**4,056,850 Claims**

or 3.97% of all Medicare Part D claims were for opioids in 2022 - an average of **46 per prescriber**.<sup>2</sup>



**32.2 Opioid Prescriptions**

were written for every 100 persons in Texas in 2023.<sup>3</sup>



**84,566 Beneficiaries**

on Medicare Part D had Opioid Use Disorder in 2022.<sup>4</sup>

## National Data



**90%**

of surgical patients receive an opioid prescription following surgery annually.<sup>5</sup>



**194,447**

Medicare Part D beneficiaries received "high" or "extreme" amounts of prescription opioids in 2022.<sup>6</sup>



**1.1 Million**

Medicare beneficiaries suffered from Opioid Use Disorder in 2022.<sup>6</sup>



**\$33 Billion**

was the estimated cost to the Medicare program of Opioid Use Disorder in 2022.<sup>7</sup>

**Over 54,000 Americans**

died from an opioid-related drug overdose in 2024 - **68% of all overdoses** that year.<sup>8</sup>

**148 Americans Everyday**

were lost due to an opioid-related drug overdose in 2024.<sup>8</sup>

1. Centers for Disease Control and Prevention (2025). Provisional Drug Overdose Death Counts. <https://www.cdc.gov/nchs/nvss/vsrr/drug-overdose-data.htm>

2. Centers for Disease Control and Prevention (2024). Medicare Part D Opioid Prescribing Mapping Tool. <https://cms-oeda.maps.arcgis.com/apps/MapSeries/index.html?appid=5390718d875d4c049b1ac5976a9ff083>

3. Center for Disease Control and Prevention (2024). Opioid Dispensing Rate Maps. <https://www.cdc.gov/overdose-prevention/data-research/facts-stats/opioid-dispensing-rate-maps.html>

4. Office of the Inspector General (2023). The Consistently Low Percentage of Medicare Enrollees Receiving Medication to Treat Their Opioid Use Disorder Remains a Concern. <https://oig.hhs.gov/documents/evaluation/2722/OEI-02-23-00250-Complete%20Report.pdf>

5. Singh, K., Murali, A., Stevens, H., Vydiswaran, V. G. V., Bohnert, A., Brummett, C. M., & Fernandez, A. C. (2022). Predicting persistent opioid use after surgery using electronic health record and patient-reported data. *Surgery*, 172(1), 241–248. <https://doi.org/10.1016/j.surg.2022.01.008>

6. Office of the Inspector General (2023). The Consistently Low Percentage of Medicare Enrollees Receiving Medication to Treat Their Opioid Use Disorder Remains a Concern. <https://oig.hhs.gov/oei/reports/OEI-02-23-00250.pdf>

7. Desmarais, M. (2024). Opioid Use Disorder in the Medicare Fee-for-Service Program. The Moran Company, an HMA Company. <https://www.healthmanagement.com/insights/briefs-reports/economic-analysis-of-opioid-use-disorder-in-the-medicare-fee-for-service-program/>

8. Centers for Disease Control and Prevention (2025). Provisional Drug Overdose Death Counts. <https://www.cdc.gov/nchs/nvss/vsrr/drug-overdose-data.htm>





# Utah's Opioid Crisis

*How the opioid epidemic has continued to impact the people of Utah*

## State Facts



**451 Deaths**

or 65.5% of total overdose deaths involved opioids in 2024.<sup>1</sup>



**495,562 Claims**

or 5.59% of all Medicare Part D claims were for opioids in 2022 - an average of **47 per prescriber**.<sup>2</sup>



**43.8 Opioid Prescriptions**

were written for every 100 persons in Utah in 2023.<sup>3</sup>



**11,337 Beneficiaries**

on Medicare Part D had Opioid Use Disorder in 2022.<sup>4</sup>

## National Data



**90%**

of surgical patients receive an opioid prescription following surgery annually.<sup>5</sup>



**194,447**

Medicare Part D beneficiaries received "high" or "extreme" amounts of prescription opioids in 2022.<sup>6</sup>



**1.1 Million**

Medicare beneficiaries suffered from Opioid Use Disorder in 2022.<sup>6</sup>



**\$33 Billion**

was the estimated cost to the Medicare program of Opioid Use Disorder in 2022.<sup>7</sup>

**Over 54,000 Americans**

died from an opioid-related drug overdose in 2024 - **68% of all overdoses** that year.<sup>8</sup>

**148 Americans Everyday**

were lost due to an opioid-related drug overdose in 2024.<sup>8</sup>

1. Centers for Disease Control and Prevention (2025). Provisional Drug Overdose Death Counts. <https://www.cdc.gov/nchs/nvss/vsrr/drug-overdose-data.htm>

2. Centers for Disease Control and Prevention (2024). Medicare Part D Opioid Prescribing Mapping Tool. <https://cms-oeda.maps.arcgis.com/apps/MapSeries/index.html?appid=5390718d875d4c049b1ac5976a9ff083>

3. Center for Disease Control and Prevention (2024). Opioid Dispensing Rate Maps. <https://www.cdc.gov/overdose-prevention/data-research/facts-stats/opioid-dispensing-rate-maps.html>

4. Office of the Inspector General (2023). The Consistently Low Percentage of Medicare Enrollees Receiving Medication to Treat Their Opioid Use Disorder Remains a Concern. <https://oig.hhs.gov/documents/evaluation/2722/OEI-02-23-00250-Complete%20Report.pdf>

5. Singh, K., Murali, A., Stevens, H., Vydiswaran, V. G. V., Bohnert, A., Brummett, C. M., & Fernandez, A. C. (2022). Predicting persistent opioid use after surgery using electronic health record and patient-reported data. *Surgery*, 172(1), 241–248. <https://doi.org/10.1016/j.surg.2022.01.008>

6. Office of the Inspector General (2023). The Consistently Low Percentage of Medicare Enrollees Receiving Medication to Treat Their Opioid Use Disorder Remains a Concern. <https://oig.hhs.gov/oei/reports/OEI-02-23-00250.pdf>

7. Desmarais, M. (2024). Opioid Use Disorder in the Medicare Fee-for-Service Program. The Moran Company, an HMA Company. <https://www.healthmanagement.com/insights/briefs-reports/economic-analysis-of-opioid-use-disorder-in-the-medicare-fee-for-service-program/>

8. Centers for Disease Control and Prevention (2025). Provisional Drug Overdose Death Counts. <https://www.cdc.gov/nchs/nvss/vsrr/drug-overdose-data.htm>



# Vermont's Opioid Crisis

*How the opioid epidemic has continued to impact the people of Vermont*

## State Facts



**175 Deaths**

or 84.5% of total overdose deaths involved opioids in 2024.<sup>1</sup>



**98,880 Claims**

or 3.48% of all Medicare Part D claims were for opioids in 2022 - an average of **35 per prescriber**.<sup>2</sup>



**27.9 Opioid Prescriptions**

were written for every 100 persons in Vermont in 2023.<sup>3</sup>



**2,431 Beneficiaries**

on Medicare Part D had Opioid Use Disorder in 2022.<sup>4</sup>

## National Data



**90%**

of surgical patients receive an opioid prescription following surgery annually.<sup>5</sup>



**194,447**

Medicare Part D beneficiaries received "high" or "extreme" amounts of prescription opioids in 2022.<sup>6</sup>



**1.1 Million**

Medicare beneficiaries suffered from Opioid Use Disorder in 2022.<sup>6</sup>



**\$33 Billion**

was the estimated cost to the Medicare program of Opioid Use Disorder in 2022.<sup>7</sup>

**Over 54,000 Americans**

died from an opioid-related drug overdose in 2024 - **68% of all overdoses** that year.<sup>8</sup>

**148 Americans Everyday**

were lost due to an opioid-related drug overdose in 2024.<sup>8</sup>

1. Centers for Disease Control and Prevention (2025). Provisional Drug Overdose Death Counts. <https://www.cdc.gov/nchs/nvss/vsrr/drug-overdose-data.htm>

2. Centers for Disease Control and Prevention (2024). Medicare Part D Opioid Prescribing Mapping Tool. <https://cms-oeda.maps.arcgis.com/apps/MapSeries/index.html?appid=5390718d875d4c049b1ac5976a9ff083>

3. Center for Disease Control and Prevention (2024). Opioid Dispensing Rate Maps. <https://www.cdc.gov/overdose-prevention/data-research/facts-stats/opioid-dispensing-rate-maps.html>

4. Office of the Inspector General (2023). The Consistently Low Percentage of Medicare Enrollees Receiving Medication to Treat Their Opioid Use Disorder Remains a Concern. <https://oig.hhs.gov/documents/evaluation/2722/OEI-02-23-00250-Complete%20Report.pdf>

5. Singh, K., Murali, A., Stevens, H., Vydiswaran, V. G. V., Bohnert, A., Brummett, C. M., & Fernandez, A. C. (2022). Predicting persistent opioid use after surgery using electronic health record and patient-reported data. *Surgery*, 172(1), 241–248. <https://doi.org/10.1016/j.surg.2022.01.008>

6. Office of the Inspector General (2023). The Consistently Low Percentage of Medicare Enrollees Receiving Medication to Treat Their Opioid Use Disorder Remains a Concern. <https://oig.hhs.gov/oei/reports/OEI-02-23-00250.pdf>

7. Desmarais, M. (2024). Opioid Use Disorder in the Medicare Fee-for-Service Program. The Moran Company, an HMA Company. <https://www.healthmanagement.com/insights/briefs-reports/economic-analysis-of-opioid-use-disorder-in-the-medicare-fee-for-service-program/>

8. Centers for Disease Control and Prevention (2025). Provisional Drug Overdose Death Counts. <https://www.cdc.gov/nchs/nvss/vsrr/drug-overdose-data.htm>



# Virginia's Opioid Crisis

*How the opioid epidemic has continued to impact the people of Virginia*

## State Facts



**1,167 Deaths**

or 75.8% of total overdose deaths involved opioids in 2024.<sup>1</sup>



**32.5 Opioid Prescriptions**

were written for every 100 persons in Virginia in 2023.<sup>2</sup>



**20,717 Beneficiaries**

on Medicare Part D had Opioid Use Disorder in 2022.<sup>3</sup>



**\$5 Billion**

was the cost of the opioid epidemic to Virginia in 2021.<sup>4</sup>

## National Data



**90%**

of surgical patients receive an opioid prescription following surgery annually.<sup>5</sup>



**194,447**

Medicare Part D beneficiaries received "high" or "extreme" amounts of prescription opioids in 2022.<sup>6</sup>



**1.1 Million**

Medicare beneficiaries suffered from Opioid Use Disorder in 2022.<sup>6</sup>



**\$33 Billion**

was the estimated cost to the Medicare program of Opioid Use Disorder in 2022.<sup>7</sup>

**Over 54,000 Americans**

died from an opioid-related drug overdose in 2024 - **68% of all overdoses** that year.<sup>8</sup>

**148 Americans Everyday**

were lost due to an opioid-related drug overdose in 2024.<sup>8</sup>

1. Centers for Disease Control and Prevention (2025). Provisional Drug Overdose Death Counts. <https://www.cdc.gov/nchs/nvss/vsrr/drug-overdose-data.htm>

2. Center for Disease Control and Prevention (2024). Opioid Dispensing Rate Maps. <https://www.cdc.gov/overdose-prevention/data-research/facts-stats/opioid-dispensing-rate-maps.html>

3. Office of the Inspector General (2023). The Consistently Low Percentage of Medicare Enrollees Receiving Medication to Treat Their Opioid Use Disorder Remains a Concern. <https://oig.hhs.gov/documents/evaluation/2722/OEI-02-23-00250-Complete%20Report.pdf>

4. Virginia Commonwealth University (2024). Opioid Costs in Virginia. <https://news.vcu.edu/article/2024/01/the-opioid-epidemic-cost-virginians-5-billion-in-2021-new-data-shows>

5. Singh, K., Murali, A., Stevens, H., Vydiswaran, V. G. V., Bohnert, A., Brummett, C. M., & Fernandez, A. C. (2022). Predicting persistent opioid use after surgery using electronic health record and patient-reported data. *Surgery*, 172(1), 241–248. <https://doi.org/10.1016/j.surg.2022.01.008>

6. Office of the Inspector General (2023). The Consistently Low Percentage of Medicare Enrollees Receiving Medication to Treat Their Opioid Use Disorder Remains a Concern. <https://oig.hhs.gov/oei/reports/OEI-02-23-00250.pdf>

7. Desmarais, M. (2024). Opioid Use Disorder in the Medicare Fee-for-Service Program. The Moran Company, an HMA Company. <https://www.healthmanagement.com/insights/briefs-reports/economic-analysis-of-opioid-use-disorder-in-the-medicare-fee-for-service-program/>

8. Centers for Disease Control and Prevention (2025). Provisional Drug Overdose Death Counts. <https://www.cdc.gov/nchs/nvss/vsrr/drug-overdose-data.htm>



# Washington's Opioid Crisis

*How the opioid epidemic has continued to impact the people of Washington*

## State Facts



**2,500 Deaths**

or 78.9% of total overdose deaths involved opioids in 2024.<sup>1</sup>



**1.7 Million Patients**

in Washington were dispensed an opioid in 2023.<sup>2</sup>



**34.5 Opioid Prescriptions**

were written for every 100 persons in Washington in 2023.<sup>3</sup>



**27,355 Beneficiaries**

on Medicare Part D had Opioid Use Disorder in 2022.<sup>4</sup>

## National Data



**90%**

of surgical patients receive an opioid prescription following surgery annually.<sup>5</sup>



**194,447**

Medicare Part D beneficiaries received "high" or "extreme" amounts of prescription opioids in 2022.<sup>6</sup>



**1.1 Million**

Medicare beneficiaries suffered from Opioid Use Disorder in 2022.<sup>6</sup>



**\$33 Billion**

was the estimated cost to the Medicare program of Opioid Use Disorder in 2022.<sup>7</sup>

**Over 54,000 Americans**

died from an opioid-related drug overdose in 2024 - **68% of all overdoses** that year.<sup>8</sup>

**148 Americans Everyday**

were lost due to an opioid-related drug overdose in 2024.<sup>8</sup>

1. Centers for Disease Control and Prevention (2025). Provisional Drug Overdose Death Counts. <https://www.cdc.gov/nchs/nvss/vsrr/drug-overdose-data.htm>

2. Washington State Department of Health (2024). Opioid and Drug Use Data. <https://doh.wa.gov/data-and-statistical-reports/washington-tracking-network-wtn/opioids/overdose-dashboard>

3. Center for Disease Control and Prevention (2024). Opioid Dispensing Rate Maps. <https://www.cdc.gov/overdose-prevention/data-research/facts-stats/opioid-dispensing-rate-maps.html>

4. Office of the Inspector General (2023). The Consistently Low Percentage of Medicare Enrollees Receiving Medication to Treat Their Opioid Use Disorder Remains a Concern. <https://oig.hhs.gov/documents/evaluation/2722/OEI-02-23-00250-Complete%20Report.pdf>

5. Singh, K., Murali, A., Stevens, H., Vydiswaran, V. G. V., Bohnert, A., Brummett, C. M., & Fernandez, A. C. (2022). Predicting persistent opioid use after surgery using electronic health record and patient-reported data. *Surgery*, 172(1), 241–248. <https://doi.org/10.1016/j.surg.2022.01.008>

6. Office of the Inspector General (2023). The Consistently Low Percentage of Medicare Enrollees Receiving Medication to Treat Their Opioid Use Disorder Remains a Concern. <https://oig.hhs.gov/oei/reports/OEI-02-23-00250.pdf>

7. Desmarais, M. (2024). Opioid Use Disorder in the Medicare Fee-for-Service Program. The Moran Company, an HMA Company. <https://www.healthmanagement.com/insights/briefs-reports/economic-analysis-of-opioid-use-disorder-in-the-medicare-fee-for-service-program/>

8. Centers for Disease Control and Prevention (2025). Provisional Drug Overdose Death Counts. <https://www.cdc.gov/nchs/nvss/vsrr/drug-overdose-data.htm>



# West Virginia's Opioid Crisis

*How the opioid epidemic has continued to impact the people of West Virginia*

## State Facts



**619 Deaths**

or 76.1% of total overdose deaths involved opioids in 2024.<sup>1</sup>



**412,072 Claims**

or 3.55% of all Medicare Part D claims were for opioids in 2022 - an average of **50 per prescriber**.<sup>2</sup>



**46.4 Opioid Prescriptions**

were written for every 100 persons in West Virginia in 2023.<sup>3</sup>



**7,871 Beneficiaries**

on Medicare Part D had Opioid Use Disorder in 2022.<sup>4</sup>

## National Data



**90%**

of surgical patients receive an opioid prescription following surgery annually.<sup>5</sup>



**194,447**

Medicare Part D beneficiaries received "high" or "extreme" amounts of prescription opioids in 2022.<sup>6</sup>



**1.1 Million**

Medicare beneficiaries suffered from Opioid Use Disorder in 2022.<sup>6</sup>



**\$33 Billion**

was the estimated cost to the Medicare program of Opioid Use Disorder in 2022.<sup>7</sup>

**Over 54,000 Americans**

died from an opioid-related drug overdose in 2024 - **68% of all overdoses** that year.<sup>8</sup>

**148 Americans Everyday**

were lost due to an opioid-related drug overdose in 2024.<sup>8</sup>

1. Centers for Disease Control and Prevention (2025). Provisional Drug Overdose Death Counts. <https://www.cdc.gov/nchs/nvss/vsrr/drug-overdose-data.htm>

2. Centers for Disease Control and Prevention (2024). Medicare Part D Opioid Prescribing Mapping Tool. <https://cms-oeda.maps.arcgis.com/apps/MapSeries/index.html?appid=5390718d875d4c049b1ac5976a9ff083>

3. Center for Disease Control and Prevention (2024). Opioid Dispensing Rate Maps. <https://www.cdc.gov/overdose-prevention/data-research/facts-stats/opioid-dispensing-rate-maps.html>

4. Office of the Inspector General (2023). The Consistently Low Percentage of Medicare Enrollees Receiving Medication to Treat Their Opioid Use Disorder Remains a Concern. <https://oig.hhs.gov/documents/evaluation/2722/OEI-02-23-00250-Complete%20Report.pdf>

5. Singh, K., Murali, A., Stevens, H., Vydiswaran, V. G. V., Bohnert, A., Brummett, C. M., & Fernandez, A. C. (2022). Predicting persistent opioid use after surgery using electronic health record and patient-reported data. *Surgery*, 172(1), 241–248. <https://doi.org/10.1016/j.surg.2022.01.008>

6. Office of the Inspector General (2023). The Consistently Low Percentage of Medicare Enrollees Receiving Medication to Treat Their Opioid Use Disorder Remains a Concern. <https://oig.hhs.gov/oei/reports/OEI-02-23-00250.pdf>

7. Desmarais, M. (2024). Opioid Use Disorder in the Medicare Fee-for-Service Program. The Moran Company, an HMA Company. <https://www.healthmanagement.com/insights/briefs-reports/economic-analysis-of-opioid-use-disorder-in-the-medicare-fee-for-service-program/>

8. Centers for Disease Control and Prevention (2025). Provisional Drug Overdose Death Counts. <https://www.cdc.gov/nchs/nvss/vsrr/drug-overdose-data.htm>



# Wisconsin's Opioid Crisis

*How the opioid epidemic has continued to impact the people of Wisconsin*

## State Facts



**766 Deaths**

or 67.3% of total overdose deaths involved opioids in 2024.<sup>1</sup>



**1 in 8**

Wisconsinites were prescribed and used an opioid in 2022. **44%** received their prescription following surgery.<sup>2</sup>



**32.8 Opioid Prescriptions**

were written for every 100 persons in Wisconsin in 2023.<sup>3</sup>



**11,773 Beneficiaries**

on Medicare Part D had Opioid Use Disorder in 2022.<sup>4</sup>

## National Data



**90%**

of surgical patients receive an opioid prescription following surgery annually.<sup>5</sup>



**194,447**

Medicare Part D beneficiaries received "high" or "extreme" amounts of prescription opioids in 2022.<sup>6</sup>



**1.1 Million**

Medicare beneficiaries suffered from Opioid Use Disorder in 2022.<sup>6</sup>



**\$33 Billion**

was the estimated cost to the Medicare program of Opioid Use Disorder in 2022.<sup>7</sup>

**Over 54,000 Americans**

died from an opioid-related drug overdose in 2024 - **68% of all overdoses** that year.<sup>8</sup>

**148 Americans Everyday**

were lost due to an opioid-related drug overdose in 2024.<sup>8</sup>

1. Centers for Disease Control and Prevention (2025). Provisional Drug Overdose Death Counts. <https://www.cdc.gov/nchs/nvss/vsrr/drug-overdose-data.htm>

2. Wisconsin Department of Health Services. Data Direct (2025). Opioid Adult Consumption Module. <https://www.dhs.wisconsin.gov/opioids/adult-use.htm>

3. Center for Disease Control and Prevention (2024). Opioid Dispensing Rate Maps. <https://www.cdc.gov/overdose-prevention/data-research/facts-stats/opioid-dispensing-rate-maps.html>

4. Office of the Inspector General (2023). The Consistently Low Percentage of Medicare Enrollees Receiving Medication to Treat Their Opioid Use Disorder Remains a Concern. <https://oig.hhs.gov/documents/evaluation/2722/OEI-02-23-00250-Complete%20Report.pdf>


5. Singh, K., Murali, A., Stevens, H., Vydiswaran, V. G. V., Bohnert, A., Brummett, C. M., & Fernandez, A. C. (2022). Predicting persistent opioid use after surgery using electronic health record and patient-reported data. *Surgery*, 172(1), 241–248. <https://doi.org/10.1016/j.surg.2022.01.008>

6. Office of the Inspector General (2023). The Consistently Low Percentage of Medicare Enrollees Receiving Medication to Treat Their Opioid Use Disorder Remains a Concern. <https://oig.hhs.gov/oei/reports/OEI-02-23-00250.pdf>

7. Desmarais, M. (2024). Opioid Use Disorder in the Medicare Fee-for-Service Program. The Moran Company, an HMA Company. <https://www.healthmanagement.com/insights/briefs-reports/economic-analysis-of-opioid-use-disorder-in-the-medicare-fee-for-service-program/>

8. Centers for Disease Control and Prevention (2025). Provisional Drug Overdose Death Counts. <https://www.cdc.gov/nchs/nvss/vsrr/drug-overdose-data.htm>





# Wyoming's Opioid Crisis

*How the opioid epidemic has continued to impact the people of Wyoming*

## State Facts



**58 Deaths**

or 54.2% of total overdose deaths involved opioids in 2024.<sup>1</sup>

**Rx**

**88,186 Claims**

or 4.69% of all Medicare Part D claims were for opioids in 2022 - an average of **43 per prescriber**.<sup>2</sup>



**43 Opioid Prescriptions**

were written for every 100 persons in Wyoming in 2023.<sup>3</sup>



**795 Beneficiaries**

on Medicare Part D had Opioid Use Disorder in 2022.<sup>4</sup>

## National Data



**90%**

of surgical patients receive an opioid prescription following surgery annually.<sup>5</sup>



**194,447**

Medicare Part D beneficiaries received "high" or "extreme" amounts of prescription opioids in 2022.<sup>6</sup>



**1.1 Million**

Medicare beneficiaries suffered from Opioid Use Disorder in 2022.<sup>6</sup>



**\$33 Billion**

was the estimated cost to the Medicare program of Opioid Use Disorder in 2022.<sup>7</sup>

**Over 54,000 Americans**

died from an opioid-related drug overdose in 2024 - **68% of all overdoses** that year.<sup>8</sup>

**148 Americans Everyday**

were lost due to an opioid-related drug overdose in 2024.<sup>8</sup>

1. Centers for Disease Control and Prevention (2025). Provisional Drug Overdose Death Counts. <https://www.cdc.gov/nchs/nvss/vsrr/drug-overdose-data.htm>

2. Centers for Disease Control and Prevention (2024). Medicare Part D Opioid Prescribing Mapping Tool. <https://cms-oeda.maps.arcgis.com/apps/MapSeries/index.html?appid=5390718d875d4c049b1ac5976a9ff083>

3. Center for Disease Control and Prevention (2024). Opioid Dispensing Rate Maps. <https://www.cdc.gov/overdose-prevention/data-research/facts-stats/opioid-dispensing-rate-maps.html>

4. Office of the Inspector General (2023). The Consistently Low Percentage of Medicare Enrollees Receiving Medication to Treat Their Opioid Use Disorder Remains a Concern. <https://oig.hhs.gov/documents/evaluation/2722/OEI-02-23-00250-Complete%20Report.pdf>

5. Singh, K., Murali, A., Stevens, H., Vydiswaran, V. G. V., Bohnert, A., Brummett, C. M., & Fernandez, A. C. (2022). Predicting persistent opioid use after surgery using electronic health record and patient-reported data. *Surgery*, 172(1), 241–248. <https://doi.org/10.1016/j.surg.2022.01.008>

6. Office of the Inspector General (2023). The Consistently Low Percentage of Medicare Enrollees Receiving Medication to Treat Their Opioid Use Disorder Remains a Concern. <https://oig.hhs.gov/oei/reports/OEI-02-23-00250.pdf>

7. Desmarais, M. (2024). Opioid Use Disorder in the Medicare Fee-for-Service Program. The Moran Company, an HMA Company. <https://www.healthmanagement.com/insights/briefs-reports/economic-analysis-of-opioid-use-disorder-in-the-medicare-fee-for-service-program/>

8. Centers for Disease Control and Prevention (2025). Provisional Drug Overdose Death Counts. <https://www.cdc.gov/nchs/nvss/vsrr/drug-overdose-data.htm>